



valve regulated
sealed lead acid type
rechargeable battery

sunbattery®

SB12-7.2L(12V7.2AH)

Specification

Nominal Voltage	12V
Nominal Capacity(20HR)	7.2AH
Dimensions	Length 151±2mm (5.95 inches)
	Width 65±1mm (2.56 inches)
	Container Height 93.5±1mm (3.68 inches)
	Total Height (with Terminal) 99±1mm (3.90 inches)
Approx Weight	Approx 2.35 kg (5.18lbs)
Terminal	T2
Container Material	ABS Standard ABS UL94 HB Optional ABS UL94 V0
Rated Capacity	7.20 AH/0.36A (20hr, 1.80V/cell, 25°C/77°F)
	6.70 AH/0.67A (10hr, 1.80V/cell, 25°C/77°F)
	6.12 AH/1.22A (5hr, 1.75V/cell, 25°C/77°F)
	5.37 AH/1.79A (3hr, 1.75V/cell, 25°C/77°F)
	4.49 AH/4.49A (1hr, 1.60V/cell, 25°C/77°F)
Max. Discharge Current	108A (5s)
Internal Resistance	Approx 26mΩ
Operating Temp. Range	Discharge : -15~50°C (5~122°F)
	Charge : 0~40°C (32~104°F)
	Storage : -15~40°C (5~104°F)
Nominal Operating Temp. Range	25±3°C (77±5°F)
Cycle Use	Initial Charging Current less than 2.16A. Voltage 14.4V~15.0V at 25°C(77°F)Temp. Coefficient -30mV/°C
Standby Use	No limit on Initial Charging Current Voltage 13.5V~13.8V at 25°C(77°F)Temp. Coefficient -20mV/°C
Capacity affected by Temperature	40°C (104°F) 103%
	25°C (77°F) 100%
	0°C (32°F) 86%
Self Discharge	SB series batteries may be stored for up to 6 months at 25°C(77°F) and then a freshening charge is required. For higher temperatures the time interval will be shorter.
Life expectancy	3-5 years at 25°C with charge voltage 2.25V/cell.



Applications

- ◆ All purpose
- ◆ Uninterruptable Power Supply (UPS)
- ◆ Electric Power System (EPS)
- ◆ Emergency backup power supply
- ◆ Emergency light
- ◆ Railway signal
- ◆ Aircraft signal
- ◆ Alarm and security system
- ◆ Electronic apparatus and equipment
- ◆ Communication power supply
- ◆ DC power supply
- ◆ Auto control system

MH45680	ETL SEMKO	
ISO14001	ISO9001	G112110

Conform to:
IEC60896-21&22 and/or IEC61427

Constant Current Discharge (Amperes) at 25 °C (77°F)

F.V/Time	5min	10min	15min	20min	30min	45min	1h	2h	3h	4h	5h	6h	8h	10h	20h
1.85V/cell	13.7	9.12	7.52	6.61	5.41	4.22	3.50	2.15	1.62	1.33	1.13	0.98	0.777	0.649	0.356
1.80V/cell	16.4	10.9	8.8	7.56	6.05	4.64	3.79	2.30	1.73	1.41	1.19	1.02	0.806	0.670	0.360
1.75V/cell	19.7	12.5	9.8	8.36	6.48	4.96	4.00	2.40	1.79	1.45	1.22	1.05	0.828	0.686	0.364
1.70V/cell	22.9	14.0	10.8	9.05	6.91	5.20	4.18	2.48	1.83	1.48	1.25	1.07	0.841	0.697	0.370
1.65V/cell	25.2	15.2	11.6	9.70	7.27	5.43	4.32	2.56	1.88	1.52	1.27	1.09	0.854	0.706	0.375
1.60V/cell	27.8	16.4	12.5	10.2	7.66	5.65	4.49	2.63	1.93	1.56	1.30	1.12	0.872	0.718	0.377

Constant Power Discharge (Watts/cell) at 25 °C (77°F)

F.V/Time	5min	10min	15min	20min	30min	45min	1h	2h	3h	4h	5h	6h	8h	10h	20h
1.85V/cell	25.6	17.1	14.1	12.5	10.3	8.10	6.76	4.17	3.15	2.60	2.21	1.92	1.535	1.285	0.706
1.80V/cell	29.7	20.0	16.3	14.1	11.4	8.83	7.27	4.44	3.35	2.75	2.32	2.00	1.587	1.323	0.712
1.75V/cell	35.3	22.7	18.0	15.5	12.1	9.40	7.65	4.61	3.45	2.81	2.37	2.05	1.626	1.354	0.718
1.70V/cell	40.4	25.0	19.6	16.7	12.9	9.79	7.95	4.76	3.53	2.87	2.42	2.09	1.649	1.375	0.731
1.65V/cell	43.9	26.7	20.8	17.7	13.4	10.2	8.18	4.90	3.61	2.93	2.47	2.12	1.671	1.389	0.740
1.60V/cell	47.5	28.5	22.0	18.4	14.0	10.5	8.45	5.00	3.68	2.99	2.51	2.17	1.704	1.411	0.743

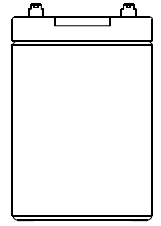
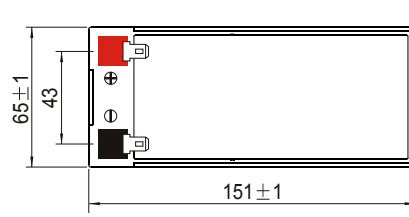
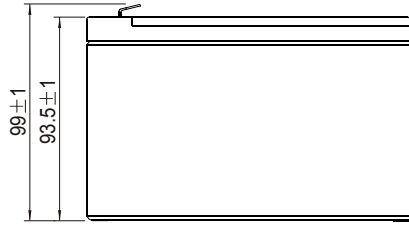
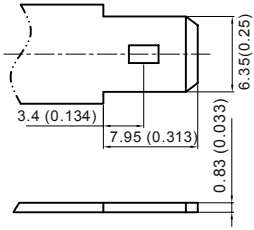


Specifications subject to change without notice. Updated: 13.02.2020

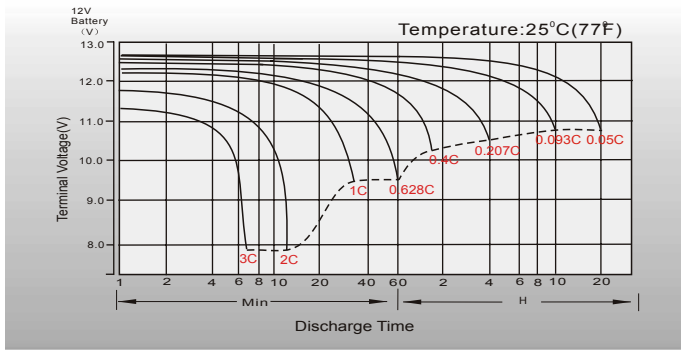
Dimensions

T2 Terminal

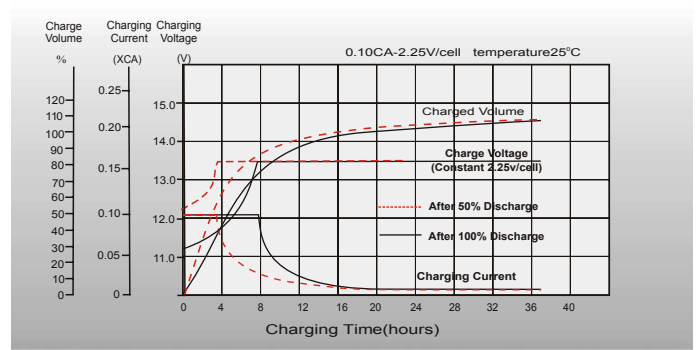
Unit: mm [inches]



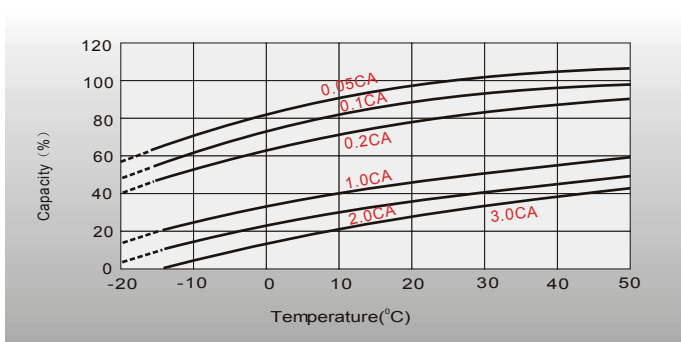
Discharge Characteristics



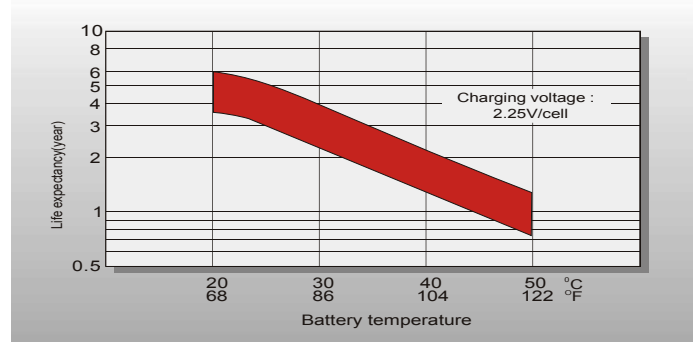
Float Charging Characteristics



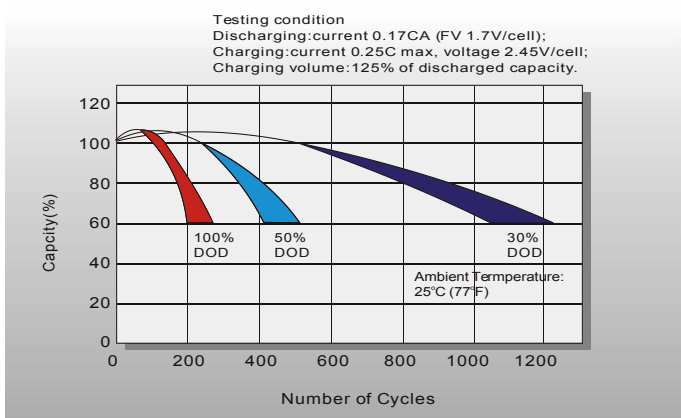
Temperature Effects in Relation to Battery Capacity



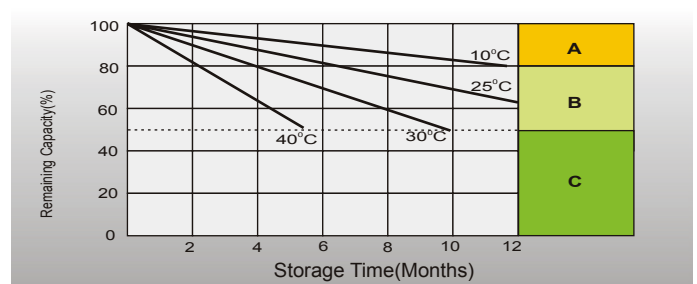
Effect of Temperature on Long Term Float Life



Cycle Life in Relation to Depth of Discharge



Self Discharge Characteristics



- A** No supplementary charge required (Carry out supplementary charge before use if 100% capacity is required.)
- B** Supplementary charge required before use. Optional charging way as below:
 1. Charged for above 3 days at limited current 0.25CA and constant voltage 2.25V/cell.
 2. Charged for above 20 hours at limited current 0.25CA and constant voltage 2.45V/cell.
 3. Charged for 8-10 hours at limited current 0.05CA.
- C** Supplementary charge may often fail to recover the capacity. The battery should never be left standing till this is reached.