



SSB SBH 200-12 (12V 200W)

Specification

Nominal Voltage	12V	
Nominal Capacity (20hr@20°C@1.70 V/C)	200W	
	20 hour rate	5.0Ah
	10 hour rate	4.6Ah
Internal Resistance	Fully Charged battery 68°F(20°C) ≤25 mOhms	
Self-Discharge	3% of capacity declined per month at 20°C (average)	
	SSB series batteries may be stored for up to 6 months at 68°F(20°C) and then a freshening charge is required. For higher temperatures the time interval will be shorter.	
Dimension	Length (mm / inch)	151 / 5.94
	Width (mm / inch)	50 / 1.97
	Height (mm / inch)	95 / 3.74
	Total Height (mm / inch)	101 / 3.98
Approx. Weight (Kg / lbs)	1.85 / 4.08	
Operating Temperature Range (temporarily – see our manual)	Discharge :	-20~60°C
	Charge :	0~50°C
	Storage :	-20~60°C
Max. Discharge Current 68°F(20°C)	50A(5s)	
Short Circuit Current	290A	
Charge Methods: Constant Voltage Charge 68°F(20°C)	Cycle use	2.30-2.35VPC
	Maximum charging current	0.96A
	Temperature compensation	-3mV/°C
	Standby use	2.23-2.275VPC
	Temperature compensation	-4mV/°C
Life expectancy	3~5 years at 20°C with charge voltage 2.25V/cell	



Applications

- ◆ Absorbent Glass Mat (AGM) technology for efficient gas recombination of up to 99% and freedom from electrolyte maintenance or water adding.
- ◆ Not restricted for air transport-complies with IATA/ICAO Special Provision A67.
- ◆ UL-recognized component.
- ◆ Can be mounted in any orientation.
- ◆ Computer designed lead, calcium tin alloy grid for high power density.
- ◆ Long service life, float or cyclic applications.
- ◆ Maintenance-free operation.
- ◆ Low self discharge.
- ◆ Case and cover available in both standard and flame retardant ABS.



Conform to:
IEC60896-21&22 and/or IEC61427

Discharge Constant Current (Amperes at 68°F20°C)

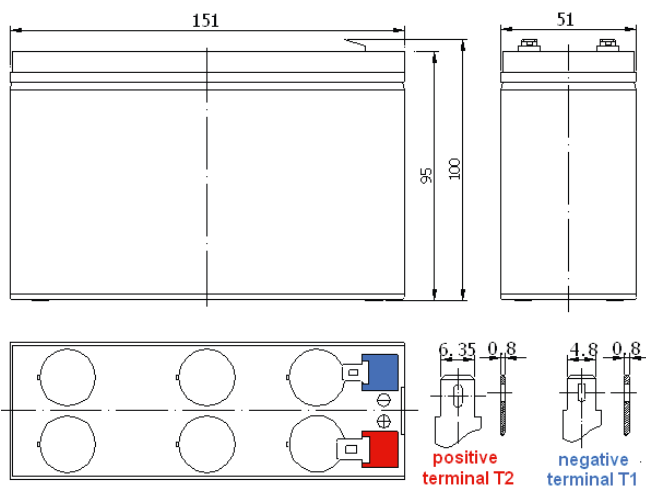
End Point Volts/Cell	3min	5min	8min	10min	15min	20min	30min	60min	90min
1.60V	24.13	20.98	17.45	15.39	11.90	9.631	7.051	4.112	2.997
1.67V	22.33	19.42	16.37	14.44	11.28	8.984	6.722	3.919	2.853
1.70V	21.40	18.61	15.79	13.92	10.93	8.641	6.532	3.806	2.767
1.75V	20.21	17.58	15.00	13.07	10.42	8.405	6.348	3.743	2.705
1.80V	19.01	16.53	14.21	12.22	9.897	8.156	6.153	3.669	2.640
1.85V	17.74	15.43	13.36	11.33	9.334	7.871	5.926	3.582	2.561

Discharge Constant Current (Watts at 68°F20°C)

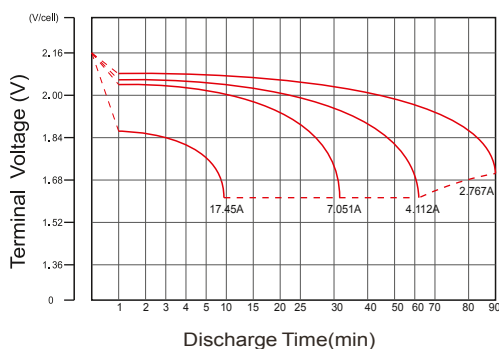
End Point Volts/Cell	3min	5min	8min	10min	15min	20min	30min	60min	90min
1.60V	43.7	38.0	32.1	28.5	22.1	17.7	13.0	7.60	5.56
1.67V	40.8	35.5	30.4	27.0	21.2	16.7	12.5	7.32	5.35
1.70V	39.6	34.4	29.6	26.3	20.8	16.2	12.3	7.19	5.25
1.75V	37.9	32.9	28.5	25.0	20.0	16.0	12.1	7.16	5.20
1.80V	36.1	31.4	27.4	23.7	19.3	15.7	11.9	7.12	5.14
1.85V	34.4	29.9	26.3	22.4	18.6	15.5	11.7	7.09	5.09



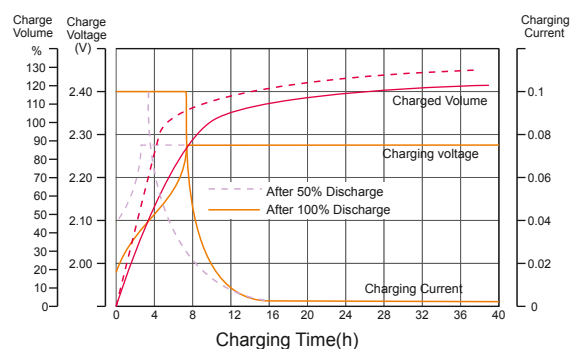
Dimensions



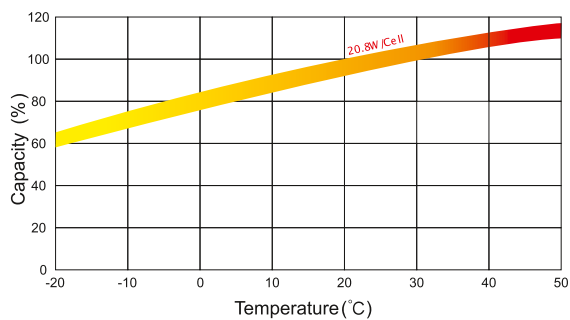
Discharge Characteristics



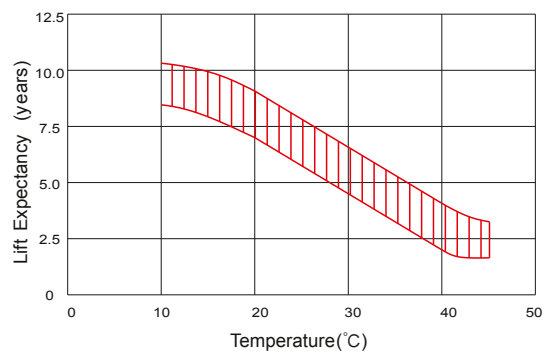
Float Charging Characteristics



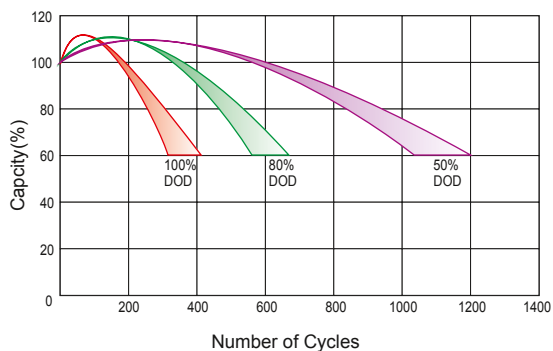
Temperature Effects in Relation to Battery Capacity



Effect of Temperature on Long Term Float Life



Cycle Life in Relation to Depth of Discharge



Self Discharge Characteristics

