



SSB SB 5-12L (12V 5AH)



Specification

Nominal Voltage	12V
Nominal Capacity (20hr@20°C@1.70 V/C)	5Ah
	20 hour rate 5.04Ah
	10 hour rate 4.70Ah
	5 hour rate 4.38Ah
	3 hour rate 3.88Ah
Internal Resistance	Fully Charged battery 68°F(20°C) ≤35 mOhms
Self-Discharge	3% of capacity declined per month at 20°C (average)
	SSB series batteries may be stored for up to 6 months at 68°F(20°C) and then a freshening charge is required. For higher temperatures the time interval will be shorter.
Dimension	Length (mm / inch) 90 / 3.54 Width (mm / inch) 70 / 2.76 Height (mm / inch) 101 / 3.98 Total Height (mm / inch) 107 / 4.21
Approx. Weight (Kg / lbs)	1.60 / 3.53
Operating Temperature Range (temporarily – see our manual)	Discharge : -20~60°C Charge : 0~50°C Storage : -20~60°C
Max. Discharge Current 68°F(20°C)	50A(5s)
Short Circuit Current	250A
Charge Methods: Constant Voltage Charge 68°F(20°C)	Cycle use 2.30-2.35VPC Maximum charging current 0.96A Temperature compensation -3mV/°C Standby use 2.23-2.275VPC Temperature compensation -4mV/°C
Life expectancy	10~12 years at 20°C with charge voltage 2.25V/cell

Applications

- ◆ Absorbent Glass Mat (AGM) technology for efficient gas recombination of up to 99% and freedom from electrolyte maintenance or water adding.
- ◆ Not restricted for air transport-complies with IATA/ICAO Special Provision A67.
- ◆ UL-recognized component.
- ◆ Can be mounted in any orientation.
- ◆ Computer designed lead, calcium tin alloy grid for high power density.
- ◆ Long service life, float or cyclic applications.
- ◆ Maintenance-free operation.
- ◆ Low self discharge.
- ◆ Case and cover available in both standard and flame retardant ABS.



Conform to: IEC60896-21&22 and/or IEC61427

Discharge Constant Current (Amperes at 68°F20°C)

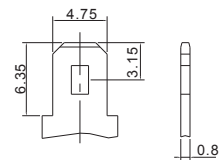
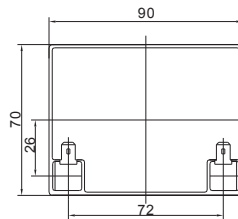
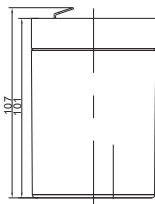
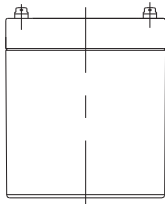
End Point Volts/Cell	5min	10min	15min	30min	1h	2h	3h	4h	5h	8h	10h	20h
1.60V	19.82	12.93	9.538	5.520	3.189	1.882	1.368	1.089	0.920	0.614	0.500	0.260
1.65V	19.11	12.54	9.288	5.398	3.130	1.854	1.350	1.076	0.909	0.608	0.496	0.258
1.70V	18.18	12.04	8.959	5.238	3.052	1.818	1.326	1.058	0.895	0.600	0.489	0.255
1.75V	16.98	11.38	8.531	5.028	2.949	1.769	1.293	1.034	0.876	0.589	0.481	0.252
1.80V	15.47	10.55	7.981	4.757	2.815	1.705	1.251	1.002	0.851	0.574	0.470	0.247
1.85V	13.61	9.504	7.287	4.409	2.642	1.623	1.196	0.961	0.819	0.555	0.455	0.240

Discharge Constant Current (Watts at 68°F20°C)

End Point Volts/Cell	5min	10min	15min	30min	1h	2h	3h	4h	5h	8h	10h	20h
1.60V	34.12	22.31	16.92	10.18	6.05	3.62	2.65	2.12	1.80	1.22	1.00	0.52
1.65V	33.76	22.21	16.83	10.10	6.00	3.59	2.63	2.11	1.79	1.21	0.99	0.52
1.70V	32.47	21.56	16.37	9.86	5.87	3.53	2.59	2.08	1.76	1.19	0.98	0.51
1.75V	30.88	20.75	15.82	9.56	5.70	3.45	2.54	2.04	1.73	1.17	0.96	0.51
1.80V	28.63	19.57	15.01	9.13	5.47	3.35	2.47	1.98	1.69	1.15	0.94	0.50
1.85V	25.64	17.94	13.90	8.55	5.17	3.20	2.37	1.91	1.63	1.11	0.91	0.48

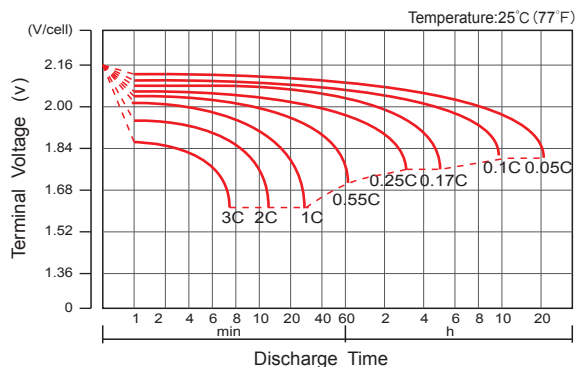


Dimensions

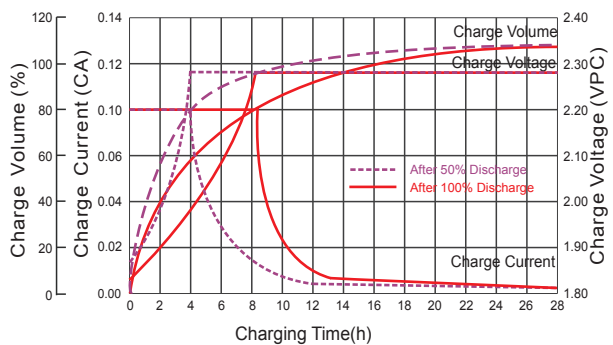


F1 Terminal

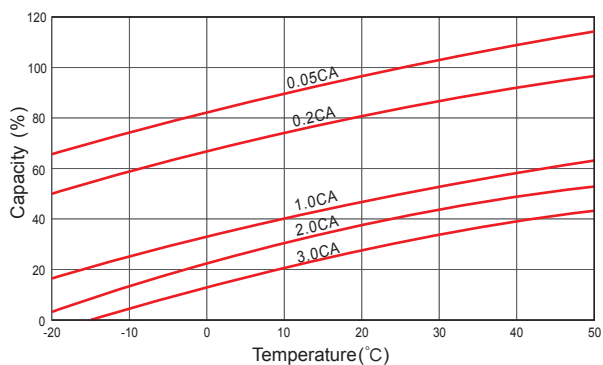
Discharge Characteristics



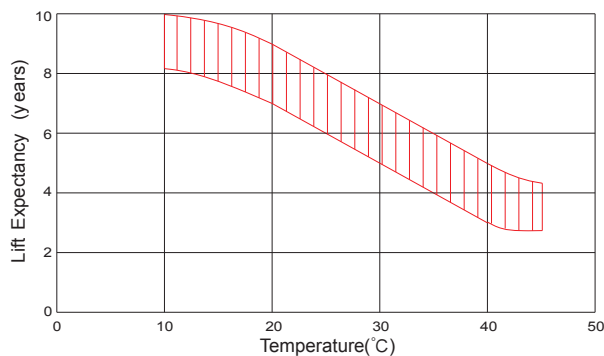
Float Charging Characteristics



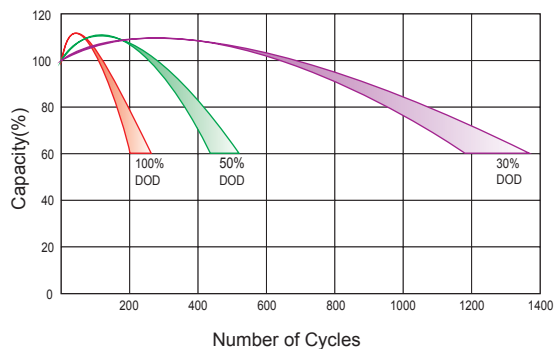
Temperature Effects in Relation to Battery Capacity



Effect of Temperature on Long Term Float Life



Cycle Life in Relation to Depth of Discharge



Self Discharge Characteristics

