SBL9-12L ES (12V9Ah)

Item Nr.: SSB2037971

Applications (for industrial standby use)

- Uninterruptable Power Supply (UPS)
- Electric Power System (EPS)
- Emergency backup power supply
- Emergency light
- Railway signal
- Alarm and security system
- Communication power supply
- DC power supply

Certificates

CE Conform to IEC60896-21&22

Specifications

Nominal Voltage	12V
Nominal Capacity	9.0Ah (C_{20}, 10.5V)
Nominal rate (20°C)	40W (W_{10}, 1.8V/cell)
Approx. Weight	2.6kg
Terminal	T2
Container Material	ABS UL94 HB
Rated Capacity (20°C)	8.8Ah/0.44A, 20hr, 10.8V
	8.50Ah/0.85A, 10hr, 10.8V
	7.85Ah/1.57A, 5hr, 10.5V
	7.17Ah/2.39A, 3hr, 10.5V
	6.66Ah/6.66A, 1hr, 9.6V
Max. Discharge Current	135A (5s)
Short-Circuit Current	450A
Internal Resistance / Impedance (1kHz)	Approx. 16mΩ

Nominal Oper. Temp. R.	20±2°C	
Operating Temp. Range	Discharge:	-15~50°C
	Charge:	-15~45°C
	Storage:	5~30°C
Float Charge	2.277V/cell@20°C, 2.260V/cell @25°C	
	Charging Current: 0.1-0.3C	
	Temperature Coefficient: 3mV/cell/°C	
Boost Charge	2.367V/cell@20°C, 2.350V/cell@25°C	
	Charging Current: 0.1-0.3C	
	Temperature Coefficient: 3mV/cell/°C	
Self Discharge	SSB batteries may be stored for up to 6 months at 20°C (self-discharge per month ≤3%) and then a freshening charge is required. For higher temperatures the time interval will be shorter.	
Life Expectancy	10-12 years according to EUROBAT (Long Life)	

Dimensions

T2 Terminal

Unit: mm | Dimensions: 151 Length X 65 Width X 94 Height (100 Height incl. Terminal)

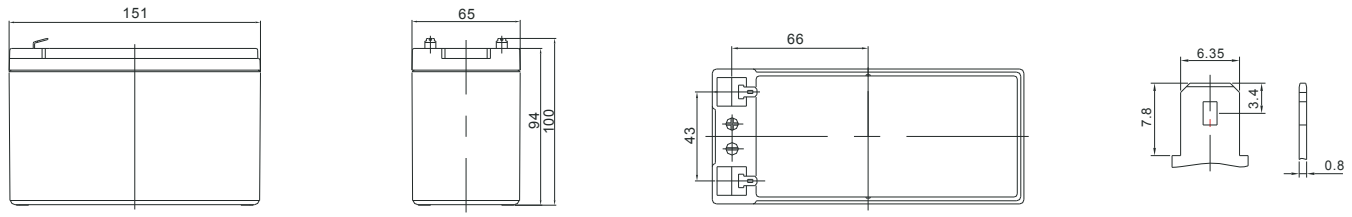

Constant Current Discharge (Amperes) at 20°C

F.V/Time	5min	10min	15min	30min	45min	1h	2h	3h	5h	10h	20h
1.60V/cell	36.1	25.2	19.3	11.6	8.60	6.66	3.68	2.59	1.62	0.88	0.47
1.65V/cell	34.6	24.3	18.5	11.1	8.33	6.42	3.60	2.53	1.61	0.87	0.47
1.70V/cell	33.1	23.3	17.7	10.5	7.90	6.18	3.52	2.46	1.59	0.87	0.46
1.75V/cell	31.6	22.2	16.9	9.86	7.55	5.94	3.45	2.39	1.57	0.86	0.45
1.80V/cell	30.0	21.2	16.1	9.21	7.18	6.68	3.36	2.32	1.55	0.85	0.44

Constant Power Discharge (Watts/cell) at 20°C

F.V/Time	5min	10min	15min	30min	45min	1h	2h	3h	5h	10h	20h
1.60V/cell	74.1	47.2	35.1	21.5	15.9	12.4	6.85	4.84	3.27	1.63	0.88
1.65V/cell	70.5	45.6	34.0	20.8	15.3	12.0	6.72	4.79	3.24	1.62	0.88
1.70V/cell	66.9	43.9	32.9	20.0	14.7	11.5	6.59	4.74	3.21	1.61	0.87
1.75V/cell	63.3	42.2	31.8	19.2	14.1	11.0	6.46	4.69	3.18	1.60	0.86
1.80V/cell	59.7	40.5	30.7	18.4	13.5	10.5	6.32	4.64	3.15	1.59	0.85

Discharge Characteristics

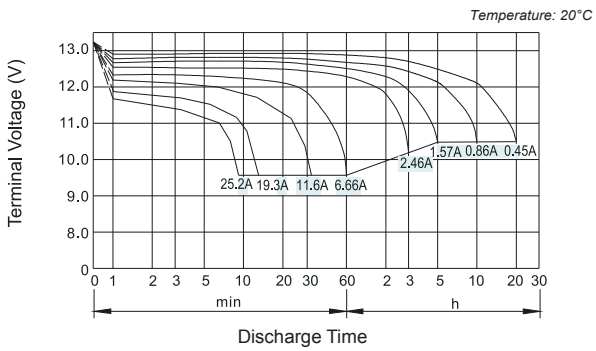

Float Charging Characteristics

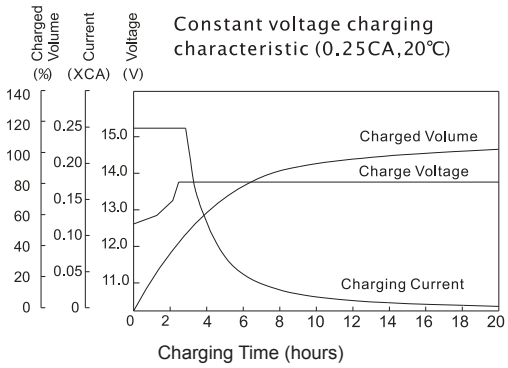

Temperature Effects in Relation to Battery Capacity

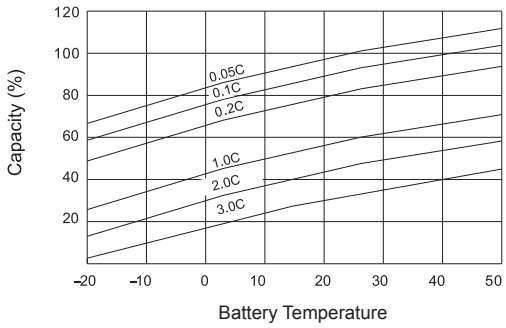
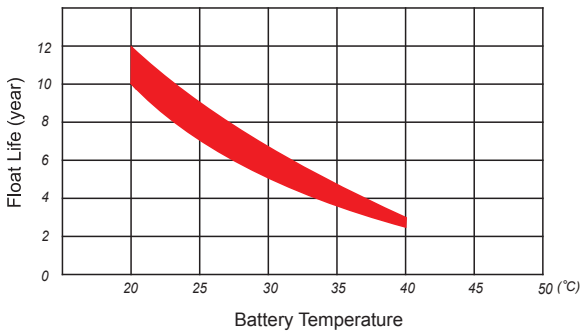
Effect of Temperature on Long Term Float Life