



⊕⊖ sunbattery®

SB12-7.2LV0 (12V7.2Ah)


AGM-Technology	Maintenance Free	6-9 Years Life Expect. EUROBAT	Cycle Stability	-15°C to +50°C
Standard Type	Fire Alarm Systems	Security Systems	Flame Retardant	Recyclable

Applications

- Uninterruptable Power Supply (UPS)
- Electric Power System (EPS)
- Emergency backup power supply
- Emergency light
- Railway signal
- Alarm and security system
- Communication power supply
- DC power supply

Certificates

Conform to IEC60896-21&22



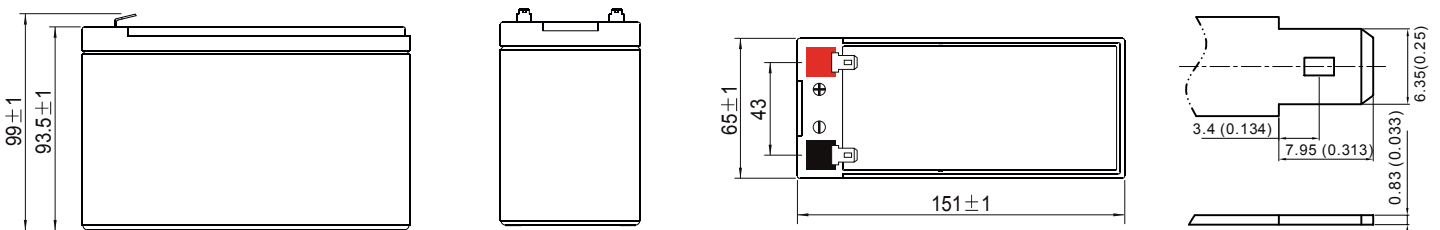
Specifications

Nominal Voltage	12V	Nominal Oper. Temp. R.	25±3°C
Nominal Capacity	7.2Ah (C ₂₀ 1.80V/cell)	Cycle Use	Initial Charging Current less than 2.25A. Voltage 14.7V +1% at 25°C. Temperature Coefficient -30mV/°C.
Approx. Weight	2.28kg	Standby Use	No limit on Initial Charging Current. Voltage 13.65V +1% at 25°C Temp. Coefficient -20mV/°C
Terminal	T2	Capacity affected by Temp.	40°C 103% 25°C 100% 0°C 86%
Container Material	ABS UL94 V0	Self Discharge	SB batteries may be stored for up to 6 months at 25°C and then a freshening charge is required. For higher temperatures the time interval will be shorter.
Rated Capacity (25°C)	7.20Ah/0.36A, 20hr, 1.80V/cell 6.72Ah/0.672A, 10hr, 1.80V/cell 6.05Ah/1.21A, 5hr, 1.75V/cell 5.31Ah/1.77A, 3hr, 1.75V/cell 4.44Ah/4.44A, 1hr, 1.60V/cell	Life Expectancy	6-9 years according to EUROBAT
Max. Discharge Current	112,5A (5s)		
Internal Resistance / Impedance (1kHz)	Approx. 23mΩ		
Operating Temp. Range	Discharge: -15~50°C Charge: 0~40°C Storage: -15~40°C		

Dimensions

■ T2 Terminal

Unit: mm | Dimensions: 151 Length X 65 Width X 93.5 Height (99 Height incl. Terminal)





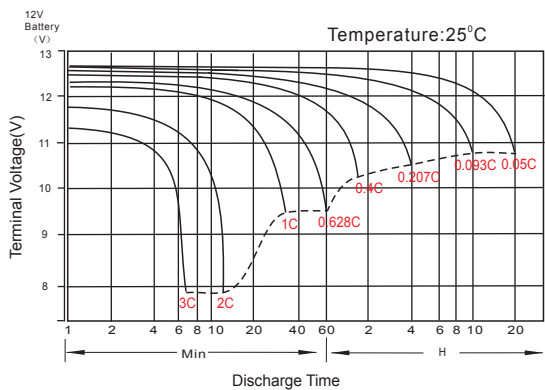
Constant Current Discharge (Amperes) at 25°C

F.V/Time	5min	10min	15min	20min	30min	45min	1h	2h	3h	4h	5h	6h	8h	10h	20h
1.85V/cell	16.6	12.7	10.2	8.86	6.52	4.78	3.82	2.21	1.67	1.37	1.15	1.00	0.796	0.658	0.355
1.80V/cell	19.8	14.0	11.3	9.52	7.00	5.07	4.06	2.32	1.72	1.41	1.19	1.03	0.814	0.672	0.360
1.75V/cell	22.1	15.3	12.1	10.01	7.30	5.25	4.17	2.40	1.77	1.44	1.21	1.05	0.828	0.682	0.367
1.70V/cell	24.1	16.4	12.9	10.52	7.57	5.41	4.30	2.45	1.81	1.47	1.23	1.06	0.840	0.692	0.372
1.65V/cell	26.2	17.3	13.5	11.0	7.80	5.52	4.37	2.49	1.84	1.49	1.25	1.08	0.850	0.699	0.375
1.60V/cell	27.6	18.0	13.9	11.2	7.93	5.62	4.44	2.53	1.87	1.51	1.27	1.09	0.858	0.705	0.378

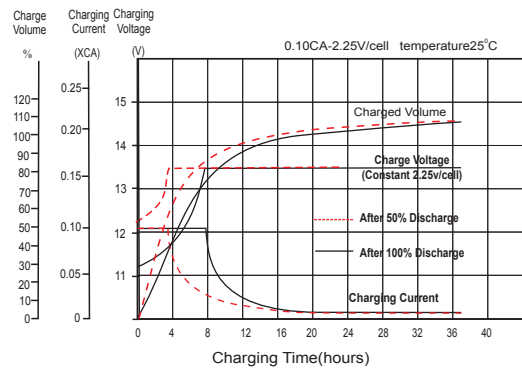
Constant Power Discharge (Watts/cell) at 25°C

F.V/Time	5min	10min	15min	20min	30min	45min	1h	2h	3h	4h	5h	6h	8h	10h	20h
1.85V/cell	31.5	24.2	19.7	17.3	12.8	9.42	7.56	4.40	3.33	2.74	2.32	2.02	1.61	1.333	0.721
1.80V/cell	37.2	26.7	21.8	18.4	13.7	9.95	8.02	4.61	3.43	2.81	2.37	2.06	1.64	1.355	0.728
1.75V/cell	41.1	28.9	23.1	19.3	14.2	10.3	8.22	4.74	3.51	2.87	2.42	2.10	1.66	1.372	0.740
1.70V/cell	44.5	30.7	24.4	20.2	14.7	10.6	8.45	4.84	3.58	2.92	2.45	2.12	1.68	1.386	0.746
1.65V/cell	47.8	32.1	25.4	21.0	15.0	10.7	8.54	4.89	3.63	2.96	2.48	2.15	1.70	1.398	0.751
1.60V/cell	49.8	33.0	25.9	21.2	15.2	10.8	8.63	4.95	3.67	2.98	2.51	2.16	1.71	1.406	0.755

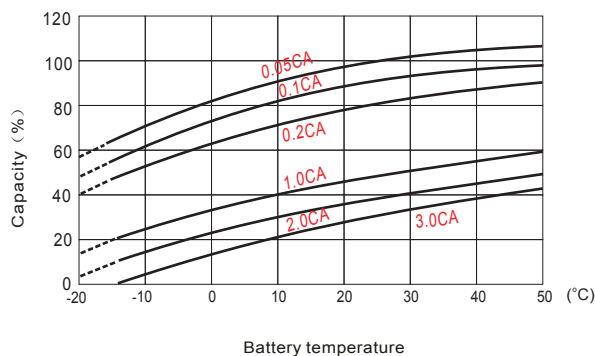
Discharge Characteristics



Float Charging Characteristics



Temperature Effects in Relation to Battery Capacity



Effect of Temperature on Long Term Float Life

