




SB12-210A FT V0 (12V210Ah)



Applications

- Uninterruptable Power Supply (UPS)
- Electric Power System (EPS)
- Emergency backup power supply
- Emergency light
- Railway signal
- Alarm and security system
- Communication power supply
- DC power supply

Certificates



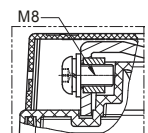
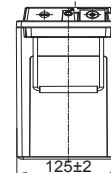
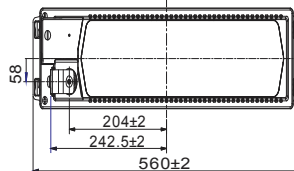
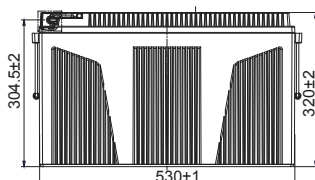
Specifications

Nominal Voltage	12V	Nominal Oper. Temp. R.	25±3°C
Nominal Capacity	210Ah (C ₂₀ , 1.80V/cell)	Cycle Use	Initial Charging Current less than 60.0A. Voltage 14.7V +1% at 25°C. Temperature Coefficient -30mV/°C.
Approx. Weight	59.5kg	Standby Use	Initial Charging Current less than 60.0A. Voltage 13.65V +1% at 25°C Temp. Coefficient -20mV/°C
Terminal	M8	Capacity affected by Temp.	40°C 103% 25°C 100% 0°C 86%
Container Material	ABS UL94 V0	Self Discharge	SB batteries may be stored for up to 6 months at 25°C and then a freshening charge is required. For higher temperatures the time interval will be shorter.
Rated Capacity (25°C)	210.0Ah/10.5A, 20hr, 1.80V/cell 200.0Ah/20.0A, 10hr, 1.80V/cell 195.2Ah/24.4A, 8hr, 1.75V/cell 175.0Ah/35.0A, 5hr, 1.75V/cell 118.1Ah/118.1A, 1hr, 1.67V/cell	Life Expectancy	10-12 years according to EUROBAT
Max. Discharge Current	2000A (5s)		
Internal Resistance / Impedance (1kHz)	Approx. 4.0mΩ		
Operating Temp. Range	Discharge: -15~50°C Charge: 0~40°C Storage: -15~40°C		

Dimensions

■ M8 Terminal

Unit: mm | Dimensions: 560 Length X 125 Width X 320 Height (320 Height incl. Terminal)





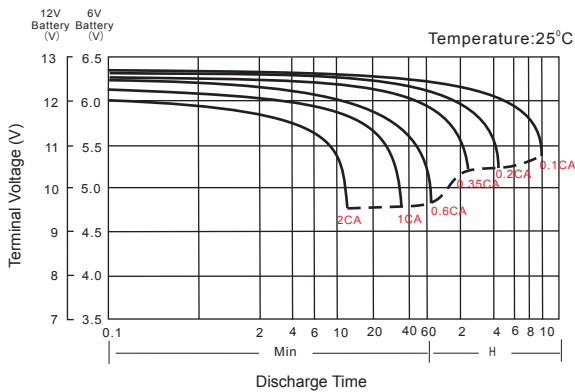
Constant Current Discharge (Amperes) at 25°C

F.V/Time	10min	15min	20min	30min	45min	1h	2h	3h	4h	5h	6h	8h	10h	20h
1.85V/cell	287.5	256.2	226.7	185.7	128.5	97.3	63.3	47.7	38.0	31.8	28.7	22.4	18.7	9.80
1.80V/cell	334.0	298.0	252.9	199.6	140.1	107.6	68.8	51.6	41.0	34.2	29.5	23.7	20.0	10.5
1.75V/cell	368.6	315.2	269.6	207.6	145.3	111.3	70.9	53.0	42.0	35.0	29.9	24.4	20.3	10.7
1.70V/cell	392.5	333.1	280.4	214.7	150.7	115.7	65.5	54.6	43.1	35.8	30.3	24.9	20.6	10.8
1.65V/cell	410.4	343.6	286.3	219.1	153.8	118.1	74.4	55.4	43.7	36.2	30.6	25.1	20.8	10.9
1.60V/cell	428.3	368.0	294.7	223.5	159.2	123.9	77.5	57.4	45.1	37.4	30.9	25.7	21.3	11.2

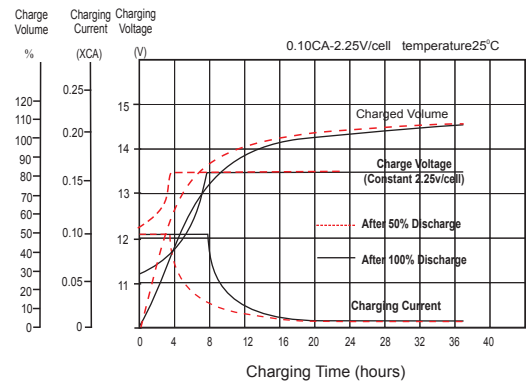
Constant Power Discharge (Watts/cell) at 25°C

F.V/Time	10min	15min	20min	30min	45min	1h	2h	3h	4h	5h	6h	8h	10h	20h
1.85V/cell	536.8	491.0	431.8	357.7	248.3	188.6	123.3	93.3	74.5	62.4	57.1	44.2	37.0	19.8
1.80V/cell	616.5	565.0	474.8	378.7	268.0	207.3	133.5	100.6	80.0	67.0	58.3	46.6	40.0	21.0
1.75V/cell	669.5	591.5	501.3	390.5	275.8	212.9	136.8	102.8	81.7	68.3	59.0	48.0	40.0	21.2
1.70V/cell	696.9	618.1	517.4	401.8	284.3	219.8	140.5	105.3	83.5	69.7	59.7	48.7	40.5	21.4
1.65V/cell	725.8	639.2	526.3	409.1	289.1	223.3	142.3	106.6	84.5	70.4	60.1	49.2	40.8	21.5
1.60V/cell	736.6	666.4	534.0	411.9	295.8	231.9	147.2	109.9	86.8	72.2	60.4	50.2	41.6	21.9

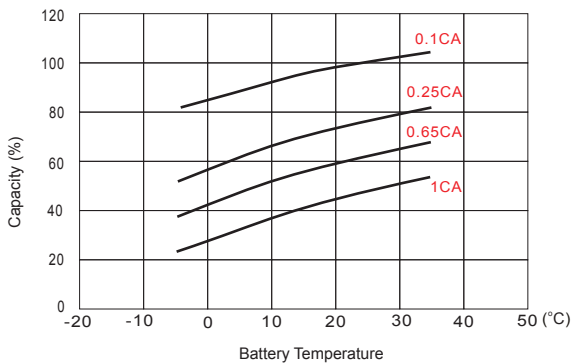
Discharge Characteristics



Float Charging Characteristics



Temperature Effects in Relation to Battery Capacity



Effect of Temperature on Long Term Float Life

