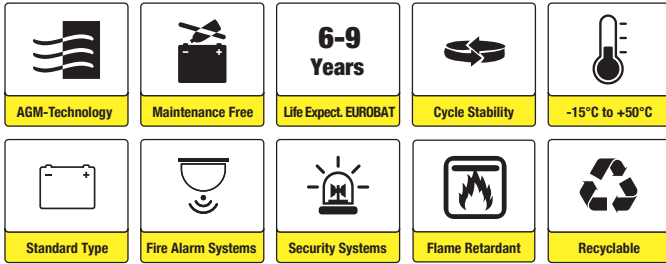




# SB12-1.2V0 (12V1.2Ah)



## Applications

- Uninterruptable Power Supply (UPS)
- Electric Power System (EPS)
- Emergency backup power supply
- Emergency light
- Railway signal
- Alarm and security system
- Communication power supply
- DC power supply

## Certificates



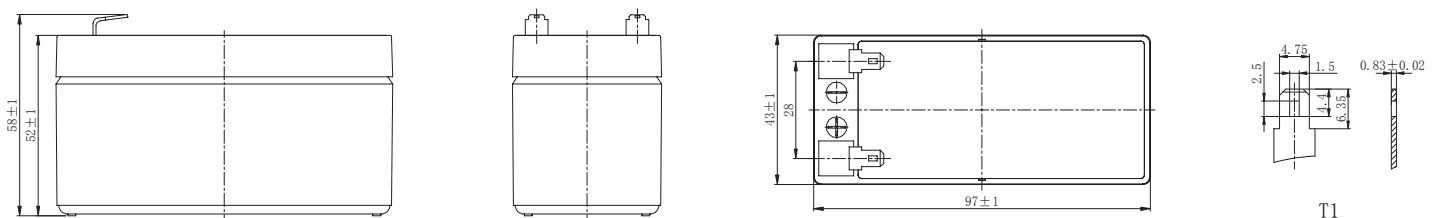
## Specifications

<b>Nominal Voltage</b>	12V	<b>Nominal Oper. Temp. R.</b>	25±3°C
<b>Nominal Capacity</b>	1.2Ah (C <sub>20</sub> 1.80V/cell)	<b>Cycle Use</b>	Initial Charging Current less than 0.36A. Voltage 14.7V +1% at 25°C. Temperature Coefficient -30mV/°C.
<b>Approx. Weight</b>	0.57kg	<b>Standby Use</b>	No limit on Initial Charging Current. Voltage 13.65V +1% at 25°C Temp. Coefficient -20mV/°C
<b>Terminal</b>	T1	<b>Capacity affected by Temp.</b>	40°C      103% 25°C      100% 0°C        86%
<b>Container Material</b>	ABS UL94 V0	<b>Self Discharge</b>	SB batteries may be stored for up to 6 months at 25°C and then a freshening charge is required. For higher temperatures the time interval will be shorter.
<b>Rated Capacity (25°C)</b>	1.20Ah/0.060A, 20hr, 1.80V/cell 1.12Ah/0.112A, 10hr, 1.80V/cell 1.01Ah/0.202A, 5hr, 1.75V/cell 0.882Ah/0.294A, 3hr, 1.75V/cell 0.728Ah/0.728A, 1hr, 1.60V/cell	<b>Life Expectancy</b>	6-9 years according to EUROBAT
<b>Max. Discharge Current</b>	18A (5s)		
<b>Internal Resistance / Impedance (1kHz)</b>	≤ 115mΩ		
<b>Operating Temp. Range</b>	Discharge: -15~50°C Charge: 0~40°C Storage: -15~40°C		

## Dimensions

### ■ T1 Terminal

Unit: mm | Dimensions: 97 Length X 43 Width X 52 Height (58 Height incl. Terminal)





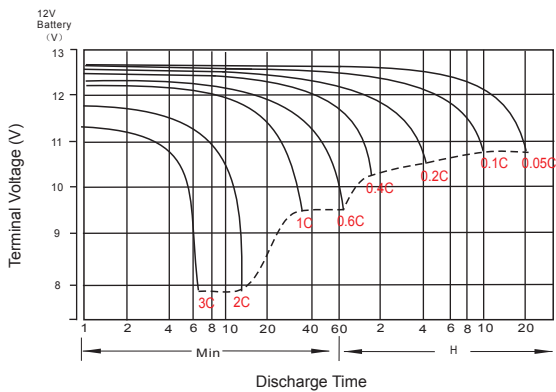
### Constant Current Discharge (Amperes) at 25°C

F.V/Time	5min	10min	15min	20min	30min	45min	1h	2h	3h	4h	5h	6h	8h	10h	20h
1.85V/cell	2.30	1.61	1.32	1.15	0.922	0.709	0.580	0.354	0.270	0.222	0.188	0.163	0.130	0.108	0.059
1.80V/cell	2.83	1.92	1.54	1.30	1.02	0.773	0.624	0.376	0.284	0.233	0.196	0.170	0.134	0.112	0.060
1.75V/cell	3.36	2.17	1.69	1.41	1.09	0.821	0.656	0.392	0.294	0.240	0.202	0.174	0.138	0.114	0.061
1.70V/cell	3.81	2.39	1.83	1.52	1.14	0.853	0.684	0.409	0.303	0.246	0.207	0.179	0.140	0.116	0.062
1.65V/cell	4.20	2.57	1.94	1.59	1.19	0.886	0.713	0.421	0.311	0.251	0.211	0.182	0.142	0.117	0.063
1.60V/cell	4.41	2.68	2.02	1.65	1.23	0.906	0.728	0.434	0.318	0.258	0.216	0.186	0.145	0.119	0.063

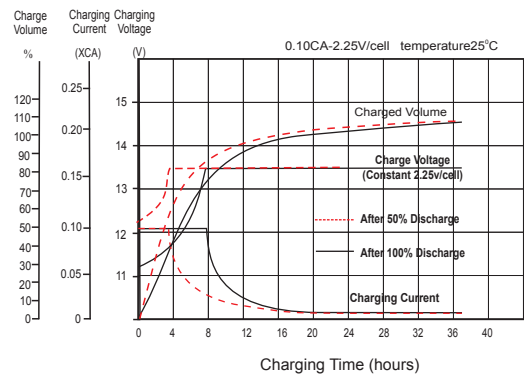
### Constant Power Discharge (Watts/cell) at 25°C

F.V/Time	5min	10min	15min	20min	30min	45min	1h	2h	3h	4h	5h	6h	8h	10h	20h
1.85V/cell	4.35	3.06	2.55	2.23	1.80	1.39	1.14	0.701	0.536	0.442	0.377	0.327	0.261	0.217	0.120
1.80V/cell	5.28	3.61	2.93	2.50	1.98	1.51	1.22	0.741	0.560	0.462	0.390	0.339	0.269	0.224	0.121
1.75V/cell	6.18	4.05	3.20	2.70	2.10	1.59	1.28	0.768	0.577	0.474	0.399	0.345	0.274	0.226	0.121
1.70V/cell	6.93	4.42	3.43	2.88	2.19	1.64	1.33	0.796	0.592	0.483	0.406	0.352	0.277	0.229	0.122
1.65V/cell	7.54	4.69	3.59	2.99	2.26	1.70	1.37	0.814	0.604	0.490	0.413	0.357	0.280	0.231	0.124
1.60V/cell	7.79	4.82	3.70	3.05	2.30	1.72	1.39	0.834	0.615	0.499	0.419	0.362	0.284	0.234	0.124

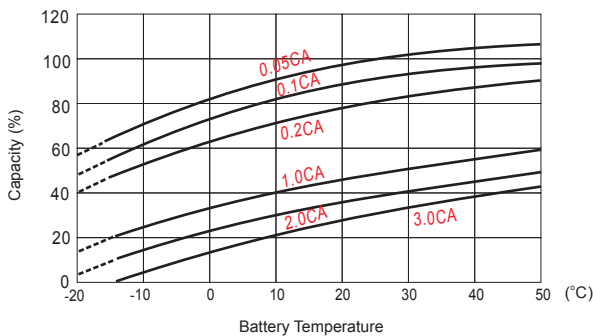
### Discharge Characteristics



### Float Charging Characteristics



### Temperature Effects in Relation to Battery Capacity



### Effect of Temperature on Long Term Float Life

