



MB12-0.8 (12V0.8Ah)

AGM-Technology	Maintenance Free	3-5 Years Life Expect. EUROBAT	Cycle Stability	-15°C to +50°C
Standard Type	Fire Alarm Systems	Security Systems	Recyclable	

Applications

- Uninterruptable Power Supply (UPS)
- Electric Power System (EPS)
- Emergency backup power supply
- Emergency light
- Railway signal
- Alarm and security system
- Communication power supply
- DC power supply

Certificates

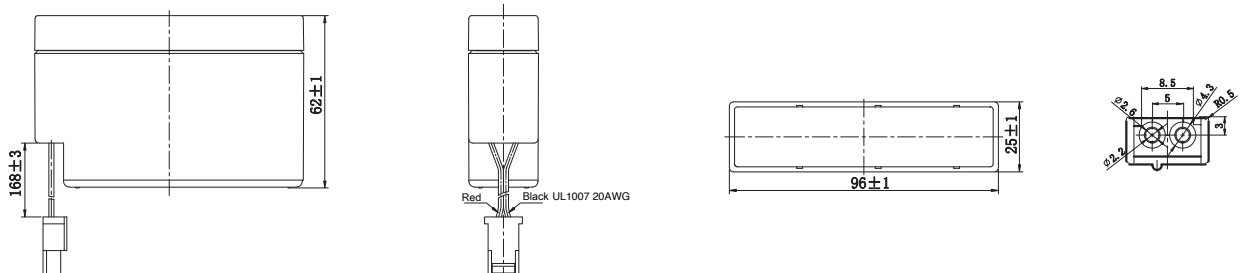


Specifications

Nominal Voltage	12V	Nominal Oper. Temp. R.	25±3°C
Nominal Capacity	0.8Ah (C ₂₀ 1.75V/cell)	Cycle Use	Initial Charging Current less than 0.24A. Voltage 14.7V +1% at 25 C. Temperature Coefficient -30mV/ C.
Approx. Weight	0.33kg	Standby Use	No limit on Initial Charging Current. Voltage 13.65V +1% at 25 C Temp.
Terminal	/	Capacity affected by Temp.	40°C 103% 25°C 100% 0°C 86%
Container Material	ABS UL94 HB	Self Discharge	SB batteries may be stored for up to 6 months at 25°C and then a freshening charge is required. For higher temperatures the time interval will be shorter.
Rated Capacity (25°C)	0.80Ah/0.040A, 20hr, 1.75V/cell 0.76Ah/0.076A, 10hr, 1.75V/cell 0.67Ah/0.134A, 5hr, 1.75V/cell 0.588Ah/0.196A, 3hr, 1.75V/cell 0.486Ah/0.486A, 1hr, 1.60V/cell	Life Expectancy	3-5 years according to EUROBAT
Max. Discharge Current	12A (5s)		
Internal Resistance / Impedance (1kHz)	Approx. 180mΩ		
Operating Temp. Range	Discharge: -15~50°C Charge: 0-40°C Storage: -15~40°C		

Dimensions

- **Terminal**
Unit: mm [inches]





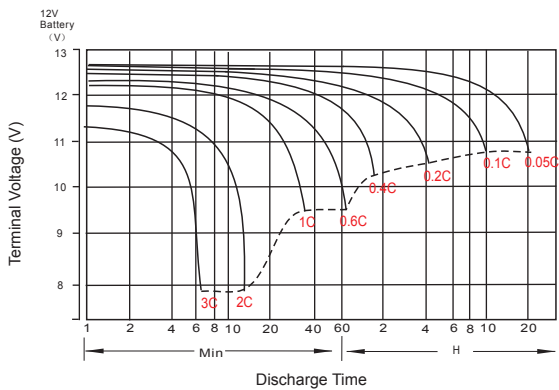
Constant Current Discharge (Amperes) at 25°C

F.V/Time	5min	10min	15min	20min	30min	45min	1h	2h	3h	4h	5h	6h	8h	10h	20h
1.85V/cell	1.54	1.07	0.883	0.766	0.614	0.473	0.386	0.236	0.180	0.148	0.125	0.109	0.086	0.072	0.040
1.80V/cell	1.89	1.28	1.02	0.866	0.680	0.515	0.416	0.251	0.189	0.155	0.131	0.113	0.090	0.074	0.040
1.75V/cell	2.24	1.44	1.13	0.943	0.726	0.547	0.438	0.262	0.196	0.160	0.134	0.116	0.092	0.076	0.040
1.70V/cell	2.54	1.59	1.22	1.01	0.763	0.569	0.456	0.272	0.202	0.164	0.138	0.119	0.093	0.077	0.041
1.65V/cell	2.80	1.71	1.29	1.06	0.795	0.591	0.475	0.280	0.207	0.168	0.141	0.121	0.095	0.078	0.042
1.60V/cell	2.94	1.79	1.35	1.10	0.818	0.604	0.486	0.289	0.212	0.172	0.144	0.124	0.097	0.080	0.042

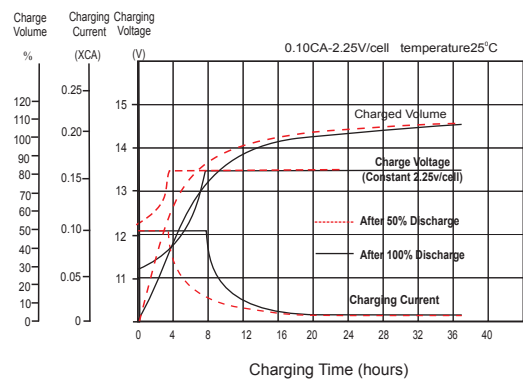
Constant Power Discharge (Watts/cell) at 25°C

F.V/Time	5min	10min	15min	20min	30min	45min	1h	2h	3h	4h	5h	6h	8h	10h	20h
1.85V/cell	2.90	2.04	1.70	1.48	1.20	0.927	0.761	0.467	0.357	0.295	0.251	0.218	0.174	0.145	0.080
1.80V/cell	3.52	2.41	1.95	1.67	1.32	1.00	0.815	0.494	0.374	0.308	0.260	0.226	0.179	0.149	0.080
1.75V/cell	4.12	2.70	2.13	1.80	1.40	1.06	0.853	0.512	0.384	0.316	0.266	0.230	0.183	0.151	0.081
1.70V/cell	4.62	2.94	2.29	1.92	1.46	1.09	0.884	0.530	0.395	0.322	0.271	0.235	0.184	0.153	0.082
1.65V/cell	5.03	3.13	2.39	1.99	1.51	1.13	0.915	0.543	0.403	0.327	0.275	0.238	0.187	0.154	0.082
1.60V/cell	5.19	3.21	2.46	2.03	1.53	1.14	0.928	0.556	0.410	0.333	0.279	0.241	0.189	0.156	0.082

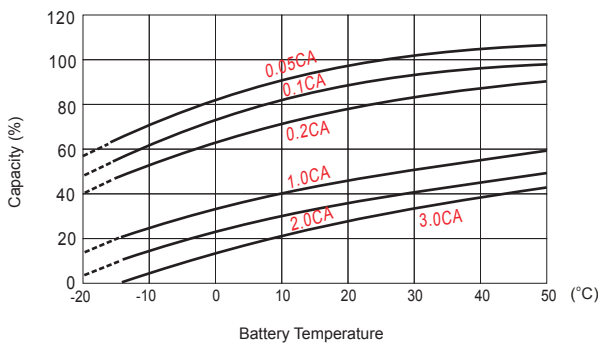
Discharge Characteristics



Float Charging Characteristics



Temperature Effects in Relation to Battery Capacity



Effect of Temperature on Long Term Float Life

