



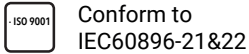
SBL9-12L (12V9Ah)



Applications

- Uninterruptable Power Supply (UPS)
- Electric Power System (EPS)
- Emergency backup power supply
- Emergency light
- Railway signal
- Alarm and security system
- Communication power supply
- DC power supply

Certificates



Specifications

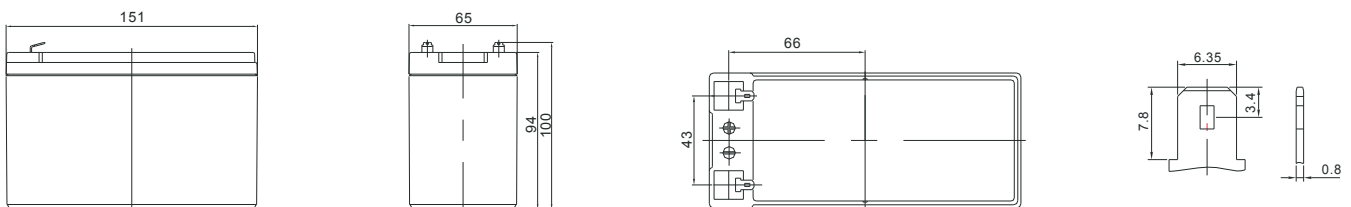
Nominal Voltage	12V	Nominal Oper. Temp. R.	20±2°C
Nominal Capacity	9Ah (C ₂₀ 10.8V)	Operating Temp. Range	Discharge: -15~50°C Charge: -20~40°C Storage: -15~40°C
Approx. Weight	2.6kg	Standby Use	No limit on Initial Charging Current. Voltage 2.295 V/cell at 20° C. Temperature Coefficient -20mV/°C.
Terminal	T2	Capacity affected by Temp.	40°C 103% 20°C 100% 0°C 86%
Container Material	ABS UL94 HB	Self Discharge	SSB batteries may be stored for up to 6 months at 20°C and then a freshening charge is required. For higher temperatures the time interval will be shorter.
Rated Capacity (20°C)	9.00Ah/0.45A, 20hr, 10.8V 8.50Ah/0.85A, 10hr, 10.8V 8.10Ah/1.62A, 5hr, 10.5V 7.77Ah/2.59A, 3hr, 10.5V 6.71Ah/6.71A, 1hr, 10.5V	Life Expectancy	10-12 years according to EUROBAT
Max. Discharge Current	500A (1s) 240A (5s)		
Internal Resistance / Impedance (1kHz)	Approx. 15mΩ		



Dimensions

■ T2 Terminal

Unit: mm | Dimensions: 151 Length X 65 Width X 94 Height (100 Height incl. Terminal)



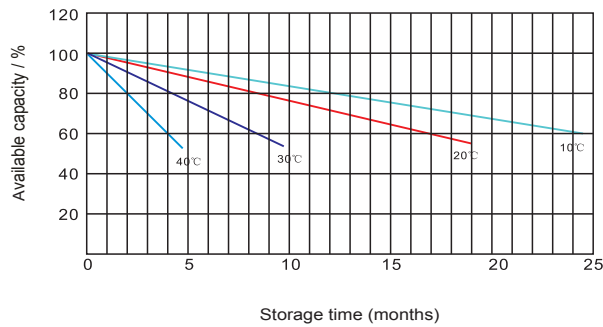
Constant Current Discharge (Amperes) at 20°C

F.V/Time	2min	5min	10min	15min	30min	45min	60min	90min	3h	5h	8h	10h	20h
1.60V/cell	92.37	48.41	28.89	21.14	12.18	8.73	6.86	4.86	2.65	1.67	1.08	0.88	0.46
1.65V/cell	87.21	47.11	28.51	20.97	12.13	8.71	6.85	4.85	2.64	1.67	1.08	0.88	0.46
1.70V/cell	75.17	44.29	27.84	20.74	12.13	8.71	6.84	4.83	2.61	1.64	1.06	0.86	0.45
1.75V/cell	66.40	41.70	26.98	20.33	12.02	8.65	6.80	4.80	2.59	1.62	1.05	0.86	0.45
1.80V/cell	57.82	38.47	25.66	19.58	11.76	8.51	6.71	4.74	2.56	1.60	1.04	0.85	0.45

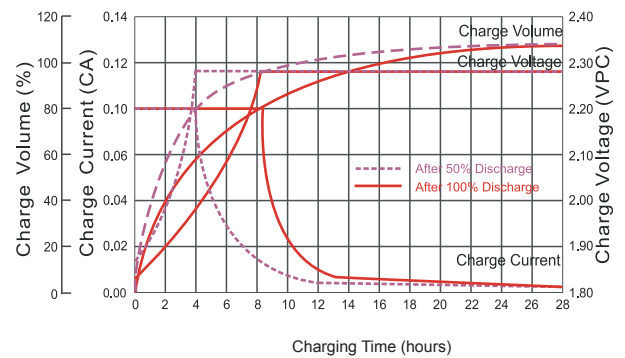
Constant Power Discharge (Watts/cell) at 20°C

F.V/Time	2min	5min	10min	15min	30min	45min	60min	90min	3h	5h	8h	10h	20h
1.60V/cell	153.31	89.76	53.65	39.51	23.13	17.14	13.27	9.68	5.03	3.31	1.98	1.60	0.89
1.65V/cell	149.14	90.30	52.79	38.56	22.87	17.09	12.98	9.66	5.06	3.30	1.96	1.59	0.88
1.70V/cell	139.11	81.50	52.40	39.33	23.39	17.09	13.30	9.62	5.08	3.28	1.91	1.56	0.88
1.75V/cell	120.16	79.10	51.08	38.68	23.33	17.00	13.12	9.54	5.09	3.25	1.88	1.53	0.87
1.80V/cell	106.99	72.96	48.80	37.57	23.09	16.80	13.07	9.47	5.10	3.23	1.84	1.49	0.85

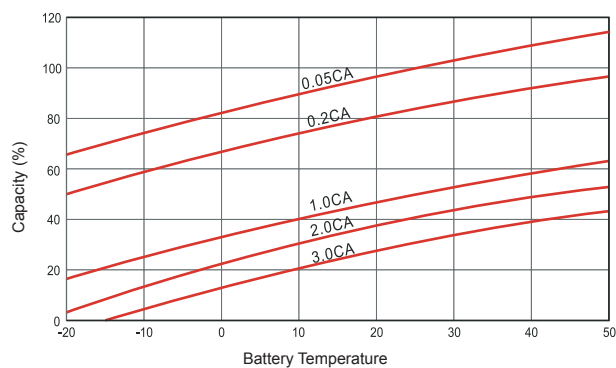
Self Discharge Characteristics



Float Charging Characteristics



Temperature Effects in Relation to Battery Capacity



Effect of Temperature on Long Term Float Life

