

SBL830-12HR V0 Xtreme (12V220Ah)

Applications

- Uninterruptable Power Supply (UPS)
- Electric Power System (EPS)
- Emergency backup power supply
- Emergency light
- Railway signal
- Alarm and security system
- Communication power supply
- DC power supply



Certificates



Conform to
IEC60896-21&22

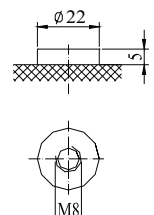
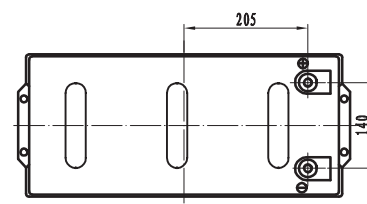
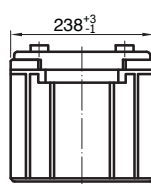
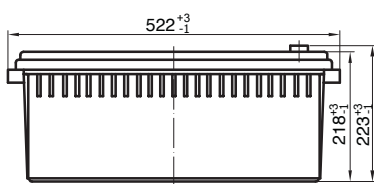
Specifications

Nominal Voltage	12V	Operating Temp. Range	Discharge: -20~60°C
Nominal Capacity	220Ah (C ₁₀ , 1.8V/cell)		Charge: -10~45°C
Approx. Weight	67.5kg		Storage: -20~60°C
Terminal	M8	Standby Use	Initial Charging Current less than 69A.
Container Material	ABS UL94 V0		Voltage 2.3025 V/cell at 20°C.
Rated Capacity (20°C)	220Ah/22A, 10hr, 10.8V		Temperature Coefficient -20mV/°C.
	188.3Ah/37.66A, 5hr, 10.5V	Capacity affected by Temp.	30°C 103%
	172.71Ah/57.57A, 3hr, 10.5V		20°C 100%
	171Ah/171A, 1hr, 9.6V		0°C 86%
Max. Discharge Current	1100A (5s)	Self Discharge	SSB batteries may be stored for up to 6 months at 20°C and then a freshening charge is required. For higher temperatures the time interval will be shorter.
Internal Resistance / Impedance (1kHz)	Approx. 2.2mΩ	Life Expectancy	>12 years according to EUROBAT
Nominal Oper. Temp. R.	20±2°C		

Dimensions

■ M8 Terminal

Unit: mm | Dimensions: 522 Length X 238 Width X 218 Height (223 Height incl. Terminal)



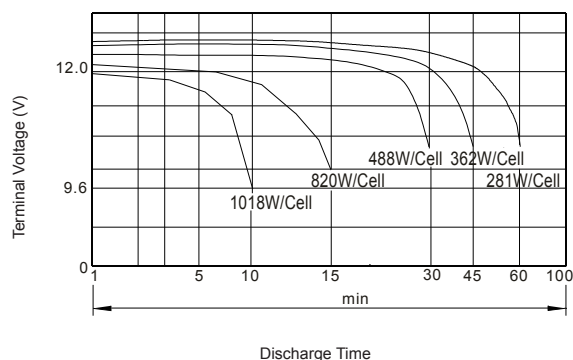
Constant Current Discharge (Amperes) at 20°C

End Voltage	3min	5min	10min	15min	20min	25min	30min	45min	60min	90min	3h	5h	8h	10h
1.60V/cell	971	748	558	447	389	341	303	222	171	114.99	62.04	40.17	26.87	22.88
1.65V/cell	931	721	544	433	377	332	294	215	167	111.76	60.28	39.34	26.29	22.66
1.67V/cell	915	711	538	428	372	328	291	212	165	110.59	59.84	38.81	25.99	22.66
1.70V/cell	882	695	511	409	355	312	279	204	159	109.27	59.18	38.41	25.69	22.44
1.75V/cell	876	675	486	390	337	296	267	194	151	106.77	57.57	37.66	25.22	22.22
1.80V/cell	862	643	465	381	320	281	254	185	145	103.99	55.95	36.74	24.64	22.00

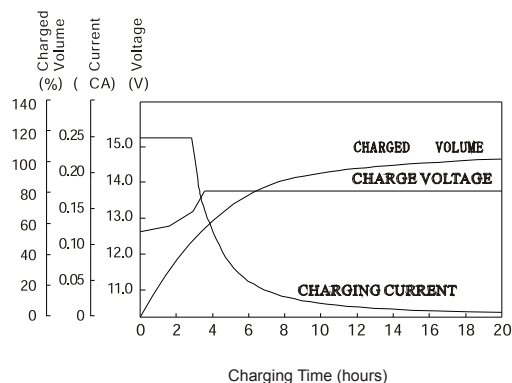
Constant Power Discharge (Watts/cell) at 20°C

End Point	3min	5min	10min	15min	20min	25min	30min	45min	60min	90min	3h	5h	8h	10h
1.60V/cell	1486	1276	1018	827	683	601	534	394	305	210.14	123.46	79.50	52.55	43.53
1.65V/cell	1451	1265	997	822	671	584	523	386	299	204.56	120.52	77.88	51.43	42.68
1.67V/cell	1437	1261	984	820	667	578	519	383	297	201.72	118.85	77.02	50.89	42.24
1.70V/cell	1402	1200	966	780	645	554	504	373	289	198.97	117.22	76.20	50.38	41.82
1.75V/cell	1376	1138	907	752	621	531	488	362	281	193.39	114.27	74.58	49.30	40.90
1.80V/cell	1347	1114	857	680	578	508	463	352	273	188.11	110.97	72.60	48.18	40.05

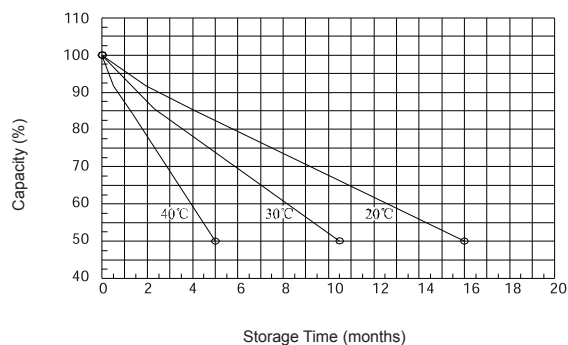
Discharge Characteristics



Float Charging Characteristics



Self-Discharge Characteristic



Effect of Temperature on Long Term Float Life

