



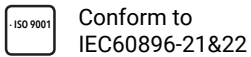
SBL75-12i(sh) (12V75Ah)



Applications

- Uninterruptable Power Supply (UPS)
- Electric Power System (EPS)
- Emergency backup power supply
- Emergency light
- Railway signal
- Alarm and security system
- Communication power supply
- DC power supply

Certificates



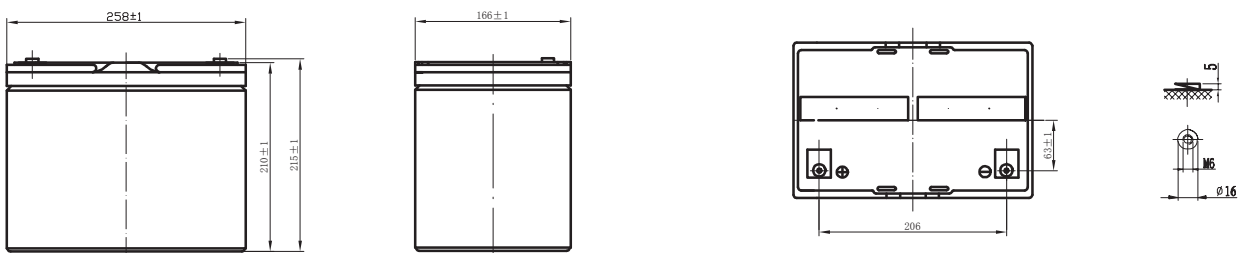
Specifications

Nominal Voltage	12V	Nominal Oper. Temp. R.	20±3°C
Nominal Capacity	75.0Ah (C ₁₀ , 10.8V)	Operating Temp. Range	Discharge: -20~50°C Charge: -10~50°C Storage: -20~50°C
Approx. Weight	24.0kg	Standby Use	No limit on Initial Charging Current. Voltage 2.295 V/cell at 20° C. Temperature Coefficient -20mV/°C.
Terminal	M6	Capacity affected by Temp.	40°C 103% 25°C 100% 0°C 86%
Container Material	ABS UL94 HB/UL94 V0	Self Discharge	SSB batteries may be stored for up to 6 months at 20°C and then a freshening charge is required. For higher temperatures the time interval will be shorter.
Rated Capacity (20°C)	78.8Ah/3.94A, 20hr, 10.8V 75.0Ah/7.50A, 10hr, 10.8V 73.12Ah/9.14A, 8hr, 10.5V 68.0Ah/13.6A, 5hr, 10.5V 62.7Ah/20.9A, 3hr, 10.5V 51.2Ah/51.2A, 1hr, 9.6V	Life Expectancy	10-12 years according to EUROBAT
Max. Discharge Current	700A (5s)		
Internal Resistance / Impedance (1kHz)	Approx. 6.6mΩ		

Dimensions

■ M6 Terminal

Unit: mm | Dimensions: 258 Length X 166 Width X 210 Height (215 Height incl. Terminal)





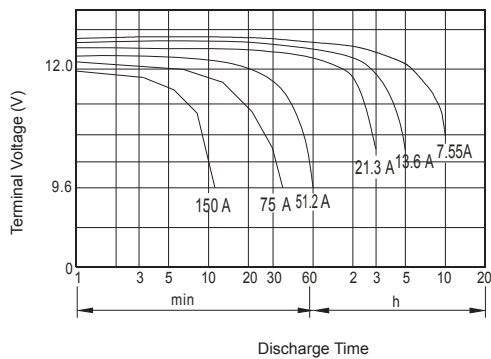
Constant Current Discharge (Amperes) at 20°C

End Point	10min	15min	30min	1h	1.5h	3h	5h	8h	10h	20h
1.60V/cell	182	140	83.4	51.2	38.7	22.1	14.4	9.43	7.67	4.05
1.65V/cell	172	134	73.9	48.5	37	21.7	14.2	9.38	7.65	4.02
1.70V/cell	161	124	78.5	47.8	36.3	21.0	14.0	9.26	7.60	3.98
1.75V/cell	154	119	75.1	46.2	35.1	20.9	13.6	9.14	7.55	3.96
1.80V/cell	142	114	74.6	44.3	33.9	20.1	13.4	9.02	7.50	3.94

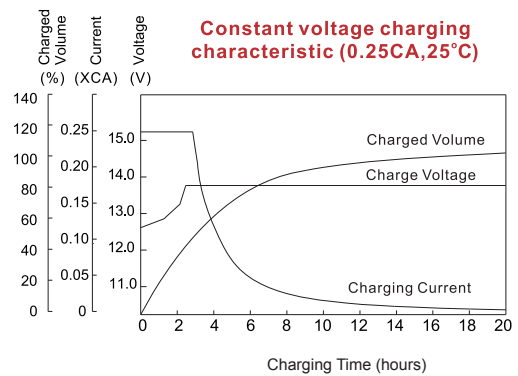
Constant Power Discharge (Watts/cell) at 20°C

End Point	10min	15min	30min	45min	1h	1.5h	2h	3h	5h	8h
1.60V/cell	320	251	161	122	97.6	72.3	54.7	41.0	27.3	14.5
1.65V/cell	306	246	156	120	95.5	70.7	53.5	40.0	27.1	14.39
1.70V/cell	296	242	148	113	91.6	67.8	51.3	39.7	26.5	14.07
1.75V/cell	279	227	145	113	88.2	65.3	49.4	39.1	26.5	14.05
1.80V/cell	266	216	144	108	85.9	63.6	48.1	38.8	26.3	13.97

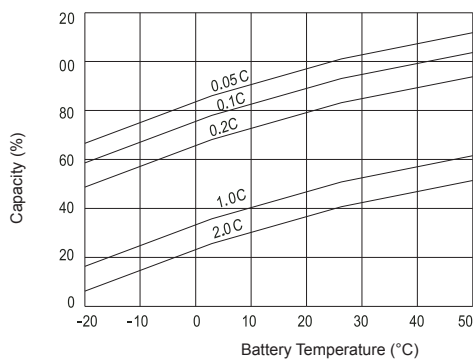
Discharge Characteristics



Float Charging Characteristics



Temperature Effects in Relation to Battery Capacity



Effect of Temperature on Long Term Float Life

