

SBL730-12HR V0 Xtreme (12V192Ah)

Applications

- Uninterruptable Power Supply (UPS)
- Electric Power System (EPS)
- Emergency backup power supply
- Emergency light
- Railway signal
- Alarm and security system
- Communication power supply
- DC power supply



Certificates



Conform to
IEC60896-21&22

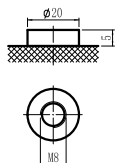
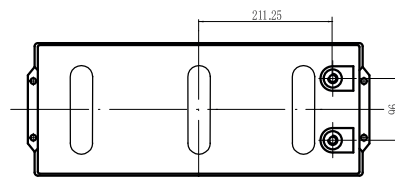
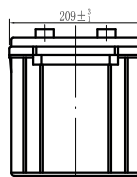
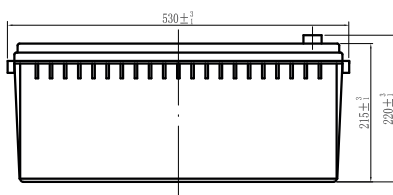
Specifications

Nominal Voltage	12V	Operating Temp. Range	Discharge: -20~60°C
Nominal Capacity	192Ah (C ₁₀ 1.8V/cell)		Charge: -10~45°C
Approx. Weight	57.0kg		Storage: -20~60°C
Terminal	M8	Standby Use	Initial Charging Current less than 60A.
Container Material	ABS UL94 V0		Voltage 2.3025 V/cell at 20°C.
Rated Capacity (20°C)	192Ah/19.2A, 10hr, 10.8V		Temperature Coefficient -20mV/°C.
	164.35Ah/32.87A, 5hr, 10.5V	Capacity affected by Temp.	30°C 103%
	150.72Ah/50.24A, 3hr, 10.5V		20°C 100%
	162Ah/16.2A, 1hr, 9.6V		0°C 86%
Max. Discharge Current	1000A (5s)	Self Discharge	SSB batteries may be stored for up to 6 months at 20°C and then a freshening charge is required. For higher temperatures the time interval will be shorter.
Internal Resistance / Impedance (1kHz)	Approx. 3.0mΩ	Life Expectancy	>12 years according to EUROBAT
Nominal Oper. Temp. R.	20±2°C		

Dimensions

■ M8 Terminal

Unit: mm | Dimensions: 530 Length X 209 Width X 215 Height (220 Height incl. Terminal)



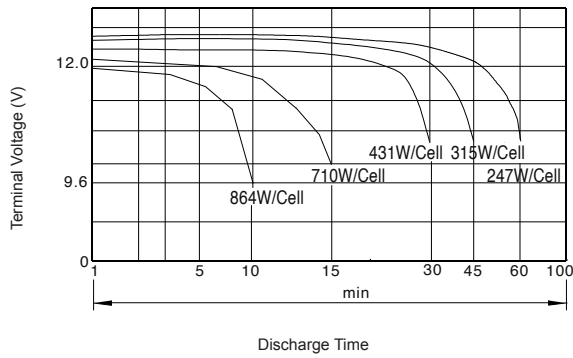
Constant Current Discharge (Amperes) at 20°C

End Voltage	3min	5min	10min	15min	20min	25min	30min	45min	60min	90min	3h	5h	8h	10h
1.60V/cell	943	714	492	362	330	294	265	207	162	100.35	54.14	35.06	23.45	19.97
1.65V/cell	919	711	489	360	329	293	263	205	160	97.54	52.61	34.33	22.94	19.78
1.67V/cell	899	702	483	356	327	290	259	198	155	96.51	52.22	33.87	22.68	19.78
1.70V/cell	863	687	464	350	320	281	254	192	150	95.36	51.65	33.52	22.42	19.58
1.75V/cell	849	669	454	342	314	277	248	184	143	93.18	50.24	32.87	22.01	19.39
1.80V/cell	824	635	434	334	304	268	240	176	138	90.75	48.83	32.06	21.50	19.20

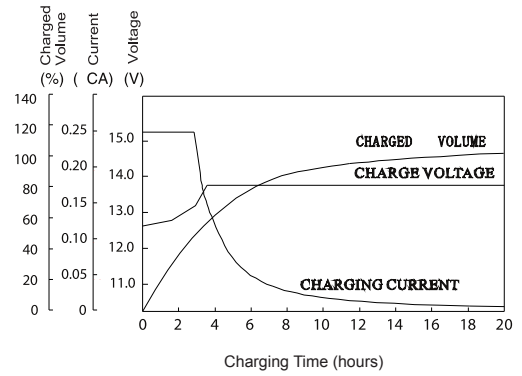
Constant Power Discharge (Watts/cell) at 20°C

End Point	3min	5min	10min	15min	20min	25min	30min	45min	60min	90min	3h	5h	8h	10h
1.60V/cell	1356	1134	864	730	620	545	485	355	277	183.40	107.75	69.38	45.86	37.99
1.65V/cell	1341	1115	852	716	608	535	472	344	270	178.52	105.18	67.97	44.88	37.24
1.67V/cell	1335	1107	847	710	604	531	466	340	267	176.05	103.72	67.22	44.42	36.87
1.70V/cell	1304	994	817	700	584	513	447	329	257	173.65	102.30	66.50	43.97	36.50
1.75V/cell	1264	976	804	678	559	491	431	315	247	168.77	99.73	65.09	43.02	35.70
1.80V/cell	1227	956	789	643	544	479	412	302	236	164.17	96.85	63.36	42.05	34.95

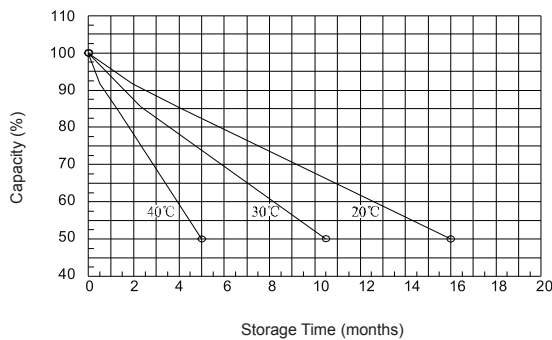
Discharge Characteristics



Float Charging Characteristics



Self-Discharge Characteristic



Effect of Temperature on Long Term Float Life

