

SBL440-12HR V0 Xtreme (12V100Ah)

Applications

- Uninterruptable Power Supply (UPS)
- Electric Power System (EPS)
- Emergency backup power supply
- Emergency light
- Railway signal
- Alarm and security system
- Communication power supply
- DC power supply

Certificates

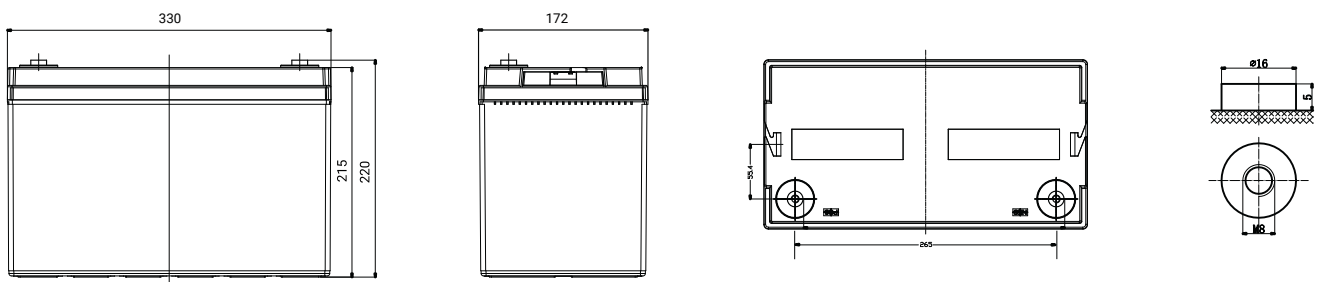


Specifications

Nominal Voltage	12V	Operating Temp. Range	Discharge: -20~60°C
Nominal Capacity	100Ah (C ₁₀ 1.8V/cell)		Charge: -10~45°C
Approx. Weight	32.3kg		Storage: -20~60°C
Terminal	M8	Standby Use	Initial Charging Current less than 33A.
Container Material	ABS UL94 V0		Voltage 2.3025 V/cell at 20°C.
Rated Capacity (20°C)	100Ah/10A, 10hr, 10.8V		Temperature Coefficient -20mV/°C.
	85.6Ah/17.12A, 5hr, 10.5V	Capacity affected by Temp.	30°C 103%
	78.51Ah/26.17A, 3hr, 10.5V		20°C 100%
	76.7Ah/76.7A, 1hr, 9.6V		0°C 86%
Max. Discharge Current	820A (5s)	Self Discharge	SSB batteries may be stored for up to 6 months at 20°C and then a freshening charge is required. For higher temperatures the time interval will be shorter.
Internal Resistance / Impedance (1kHz)	Approx. 4.2mΩ	Life Expectancy	>12 years according to EUROBAT
Nominal Oper. Temp. R.	20±2°C		

Dimensions

- **M8 Terminal**
Unit: mm | Dimensions: 330 Length X 172 Width X 215 Height (220 Height incl. Terminal)



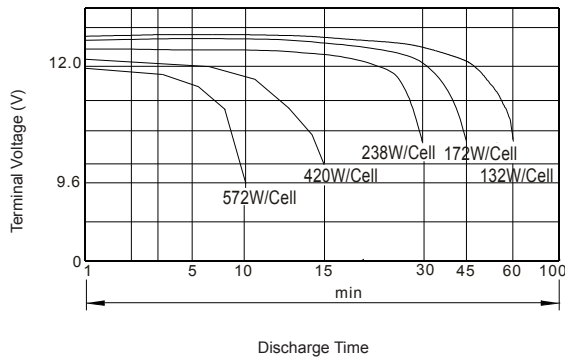
Constant Current Discharge (Amperes) at 20°C

End Voltage	3min	5min	10min	15min	20min	25min	30min	45min	60min	90min	3h	5h	8h	10h
1.60V/cell	467	388	322	240	208	176	153	103	76.7	52.27	28.20	18.26	12.21	10.40
1.65V/cell	453	376	314	229	193	164	144	101	74.4	50.80	27.40	17.88	11.95	10.30
1.67V/cell	448	372	306	225	187	160	141	100	73.5	50.27	27.20	17.64	11.81	10.30
1.70V/cell	434	358	294	210	175	151	132	93.5	71.4	49.67	26.90	17.46	11.68	10.20
1.75V/cell	419	342	284	200	170	145	126	88.2	69.3	48.53	26.17	17.12	11.46	10.10
1.80V/cell	405	328	263	191	164	141	121	86.1	67.2	47.27	25.43	16.70	11.20	10.00

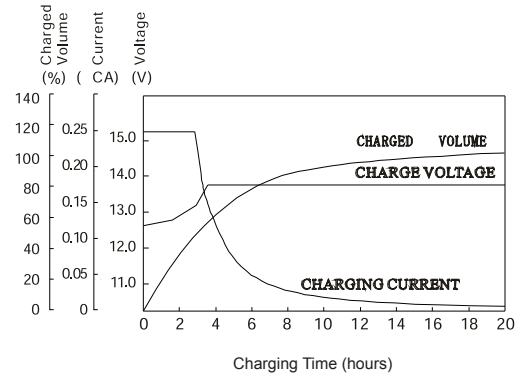
Constant Power Discharge (Watts/cell) at 20°C

End Point	3min	5min	10min	15min	20min	25min	30min	45min	60min	90min	3h	5h	8h	10h
1.60V/cell	886	746	572	437	365	315	267	191	144	95.52	56.12	36.14	23.88	19.79
1.65V/cell	870	729	558	425	364	306	256	188	142	92.98	54.78	35.40	23.38	19.40
1.67V/cell	864	723	553	420	360	302	252	187	141	91.69	54.02	35.01	23.13	19.20
1.70V/cell	849	697	512	395	339	289	251	182	137	90.44	53.28	34.64	22.90	19.01
1.75V/cell	832	664	482	372	323	273	238	172	132	87.90	51.94	33.90	22.41	18.59
1.80V/cell	818	645	465	349	305	261	228	162	125	85.50	50.44	33.00	21.90	18.21

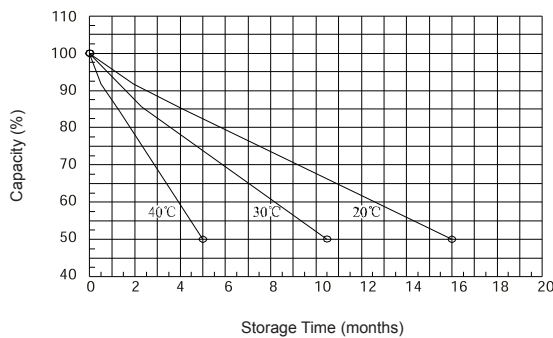
Discharge Characteristics



Float Charging Characteristics



Self-Discharge Characteristic



Effect of Temperature on Long Term Float Life

