



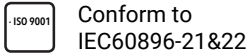
SBL260-12i (12V260Ah)



Applications

- Uninterruptable Power Supply (UPS)
- Electric Power System (EPS)
- Emergency backup power supply
- Emergency light
- Railway signal
- Alarm and security system
- Communication power supply
- DC power supply

Certificates



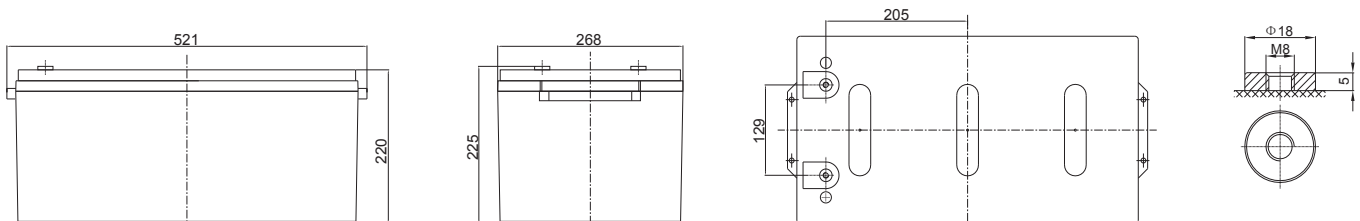
Specifications

Nominal Voltage	12V	Operating Temp. Range	Discharge: -20~50°C
Nominal Capacity	260.0Ah (C ₁₀ , 10.8V)		Charge: -10~50°C
Approx. Weight	71.0kg		Storage: -20~50°C
Terminal	M8	Standby Use	No limit on Initial Charging Current.
Container Material	ABS UL94 HB		Voltage 2.295 V/cell at 20° C.
Rated Capacity (20°C)	260Ah/26.0A, 10hr, 10.8V		Temperature Coefficient -20mV/°C.
	252.8Ah/31.6A, 8hr, 10.5V	Capacity affected by Temp.	40°C 103%
	227Ah/45.4A, 5hr, 10.5V		25°C 100%
	201.3Ah/67.1A, 3hr, 10.5V		0°C 86%
	158.9Ah/158.9A, 1hr, 9.6V	Self Discharge	SSB batteries may be stored for up to 6 months at 20°C and then a freshening charge is required. For higher temperatures the time interval will be shorter.
Max. Discharge Current	2600A (5s)	Life Expectancy	10-12 years according to EUROBAT
Internal Resistance / Impedance (1kHz)	Approx. 3.2mΩ		
Nominal Oper. Temp. R.	20±3°C		

Dimensions

■ M8 Terminal

Unit: mm | Dimensions: 521 Length X 268 Width X 220 Height (225 Height incl. Terminal)



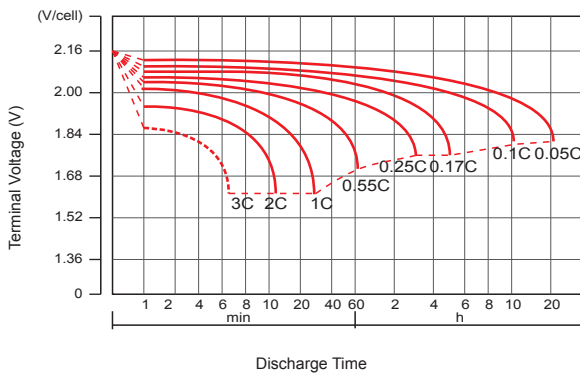
Constant Current Discharge (Amperes) at 20°C

F.V/Time	15min	30min	1h	2h	3h	4h	5h	8h	10h	20h
1.60V/cell	445.9	281.9	158.9	94.6	73.3	57.6	49.1	33.0	27.4	14.3
1.65V/cell	426.3	270.6	153.4	91.6	71.1	56.1	47.8	32.6	27.1	14.1
1.70V/cell	399.3	258.7	148.4	88.6	69.1	54.6	46.5	32.1	26.7	13.9
1.75V/cell	371.6	247.2	143.0	85.5	67.1	53.2	45.4	31.6	26.3	13.8
1.80V/cell	343.1	236.3	137.5	82.4	65.0	51.6	44.2	31.1	26.0	13.6
1.85V/cell	284.7	203.5	123.3	75.5	60.1	48.0	41.2	29.2	24.5	13.0

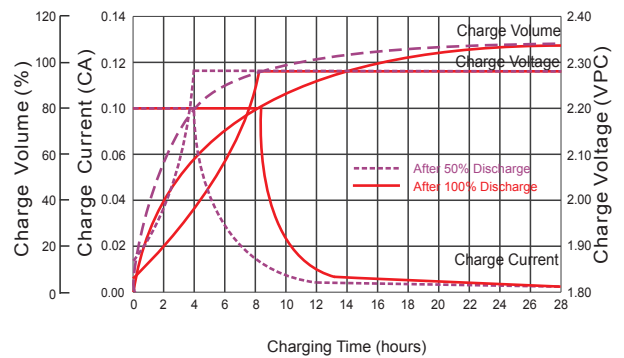
Constant Power Discharge (Watts/cell) at 20°C

F.V/Time	15min	30min	1h	2h	3h	4h	5h	8h	10h	20h
1.60V/cell	779.5	512.0	298.5	179.4	140.1	110.7	94.6	64.4	53.9	28.2
1.65V/cell	756.3	496.7	289.9	174.5	136.3	108.1	92.4	63.8	53.3	27.8
1.70V/cell	718.9	479.5	282.3	169.7	133.2	105.5	90.4	63.0	52.6	27.5
1.75V/cell	678.8	463.0	273.6	164.5	129.8	103.2	88.4	62.2	52.0	27.2
1.80V/cell	635.6	447.0	264.7	159.4	126.3	100.6	86.4	61.3	51.4	27.0
1.85V/cell	534.9	388.8	238.8	146.9	117.2	93.9	80.8	57.7	48.4	25.7

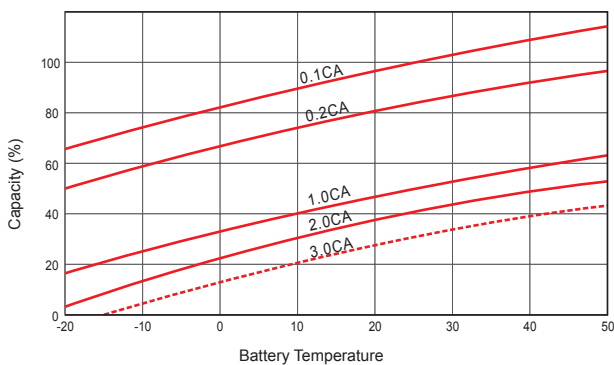
Discharge Characteristics



Float Charging Characteristics



Temperature Effects in Relation to Battery Capacity



Effect of Temperature on Long Term Float Life

