



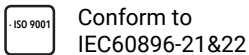
# SBL12-12L (12V12Ah)



## Applications

- Uninterruptable Power Supply (UPS)
- Electric Power System (EPS)
- Emergency backup power supply
- Emergency light
- Railway signal
- Alarm and security system
- Communication power supply
- DC power supply

## Certificates



## Specifications


<b>Nominal Voltage</b>	12V	<b>Nominal Oper. Temp. R.</b>	20±3°C
<b>Nominal Capacity</b>	12.0Ah (C <sub>20</sub> , 10.5V)	<b>Operating Temp. Range</b>	Discharge: -20~50°C Charge: -10~50°C Storage: -20~50°C
<b>Approx. Weight</b>	3.67kg	<b>Standby Use</b>	No limit on Initial Charging Current. Voltage 2.295 V/cell at 20 °C. Temperature Coefficient -20mV/°C.
<b>Terminal</b>	T2	<b>Capacity affected by Temp.</b>	40°C 103% 25°C 100% 0°C 86%
<b>Container Material</b>	ABS UL94 HB/UL94 V0	<b>Self Discharge</b>	SSB batteries may be stored for up to 6 months at 20°C and then a freshening charge is required. For higher temperatures the time interval will be shorter.
<b>Rated Capacity (20°C)</b>	12Ah/0.60A, 20hr, 10.5V 11.4Ah/1.14A, 10hr, 10.5V 11.04Ah, 1.38A, 8hr, 10.5V 10.25Ah/2.05A, 5hr, 10.5V 9.27Ah/3.09A, 3hr, 10.5V 8.14Ah/8.14A, 1hr, 9.6V	<b>Life Expectancy</b>	10-12 years according to EUROBAT
<b>Max. Discharge Current</b>	180A (5s)		
<b>Internal Resistance / Impedance (1kHz)</b>	Approx. 19mΩ		



## Dimensions

### ■ T2 Terminal

Unit: mm | Dimensions: 151 Length X 98 Width X 95 Height (101 Height incl. Terminal)



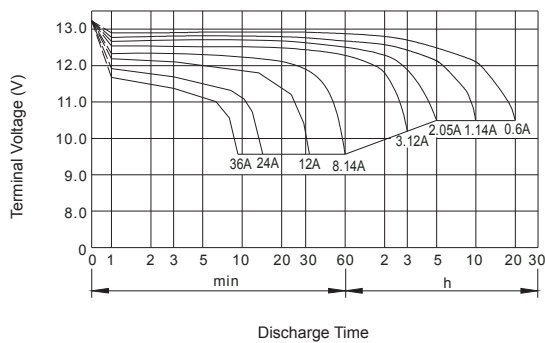
### Constant Current Discharge (Amperes) at 20°C

End Point	5min	10min	15min	30min	1h	1.5h	3h	5h	8h	10h	20h
1.60V/cell	46.4	31.7	24.8	13.8	8.14	6	3.18	2.12	1.42	1.18	0.61
1.65V/cell	45.0	30.8	24.3	13.5	8.04	5.93	3.15	2.10	1.41	1.17	0.61
1.70V/cell	43.5	29.9	23.7	13.3	7.94	5.86	3.12	2.07	1.4	1.16	0.61
1.75V/cell	42.1	29.0	23.2	13.0	7.85	5.79	3.09	2.05	1.38	1.14	0.60
1.80V/cell	40.6	28.2	22.6	12.7	7.75	5.72	3.06	2.02	1.35	1.12	0.59

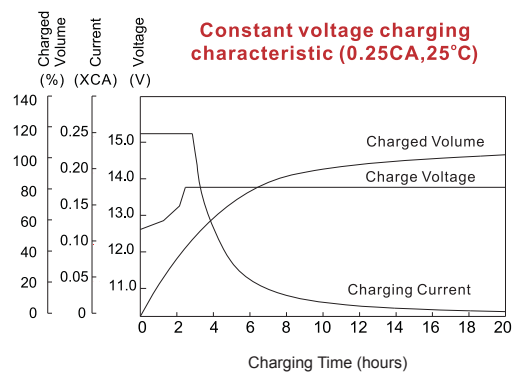
### Constant Power Discharge (Watts/cell) at 20°C

End Point	5min	10min	15min	30min	45min	1h	1.5h	2h	3h	5h	8h
1.60V/cell	86.2	58.7	46.7	27.0	20.6	16.1	11.6	8.50	6.50	4.20	2.23
1.65V/cell	84.1	57.7	46.0	26.6	20.4	16.0	11.5	8.42	6.44	4.17	2.21
1.70V/cell	81.9	56.6	45.3	26.2	20.1	15.8	11.4	8.33	6.37	4.14	2.19
1.75V/cell	79.8	55.6	44.6	25.8	19.9	15.7	11.3	8.25	6.31	4.11	2.18
1.80V/cell	77.6	54.6	43.9	25.4	19.6	15.5	11.2	8.16	6.24	4.08	2.16

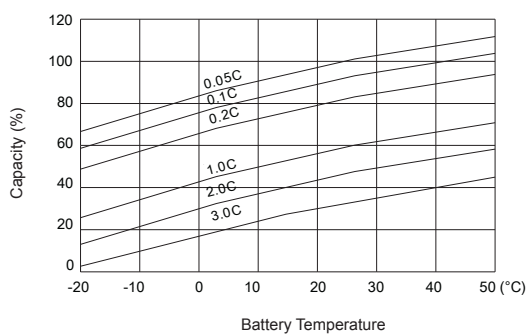
### Discharge Characteristics



### Float Charging Characteristics



### Temperature Effects in Relation to Battery Capacity



### Effect of Temperature on Long Term Float Life

