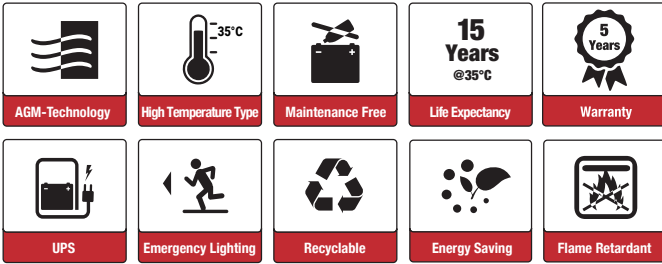


Grid Power 200-2HT M8V0 (2V200Ah)



Applications

- Uninterruptible power supply (UPS)
- Telecommunication base station
- High temperature station without air-condition
- Station in the open air

Certificates



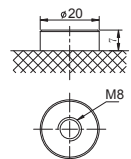
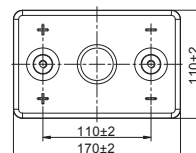
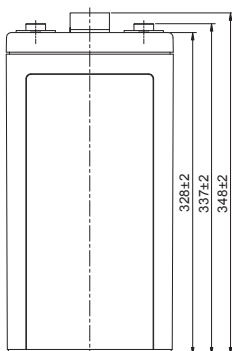
Specifications

Nominal Voltage	2V	Operating Temp. Range	Discharge:	-40~65°C
Nominal Capacity	200Ah (C ₁₀ , 1.80V/cell)		Charge:	-20~45°C
Approx. Weight	13.5kg		Storage:	-20~50°C
Terminal	M8	Standby Use	Initial Charging Current less than 50A. Voltage 2.25V at 35°C. Temperature Coefficient -3mV/°C.	
Container Material	ABS UL94 V0	Capacity affected by Temp.	40°C	103%
Rated Capacity (35°C)	212.0Ah/10.6A, 20hr, 1.80V/cell 200.0Ah/20.0A, 10hr, 1.80V/cell 177.5Ah/35.5A, 5hr, 1.75V/cell 159.0Ah/53.0A, 3hr, 1.75V/cell 128.2Ah/128.2A, 1hr, 1.60V/cell		35°C	100%
Max. Discharge Current	1600A (5s)	Self Discharge	0°C	86%
Internal Resistance / Impedance (1kHz)	Approx. 0.9mΩ		SSB Grid Power batteries may be stored for up to 6 months at 25°C/3 months at 35°C and then a freshening charge is required. For higher temperatures the time interval will be shorter.	
Nominal Oper. Temp. R.	35 (+5/-15)°C	Life Expectancy	Classified as „Very Long Life“ according EUROBAT.	

Dimensions

■ M8 Terminal

Unit: mm | Dimensions: 170 Length X 110 Width X 328 Height (348 Height incl. Terminal)



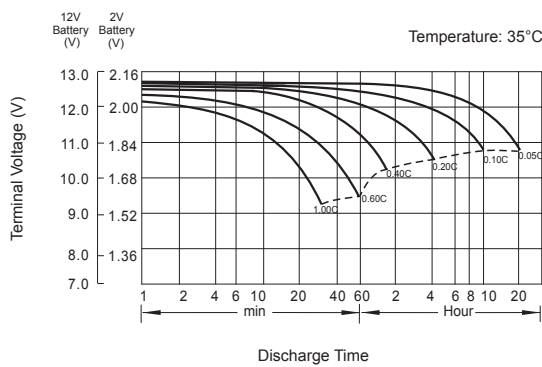
Constant Current Discharge (Amperes) at 35°C

F.V/Time	5min	10min	15min	20min	30min	45min	1h	2h	3h	4h	5h	6h	8h	10h	20h
1.85V/cell	233.3	198.0	180.7	162.6	136.8	112.0	94.2	62.4	48.1	38.9	32.8	28.6	22.8	19.1	10.1
1.80V/cell	284.0	231.6	205.9	183.0	150.8	121.6	102.1	66.6	50.5	40.5	34.1	29.6	23.8	20.0	10.6
1.75V/cell	331.9	266.4	233.0	205.2	165.2	132.5	111.5	70.4	53.0	42.5	35.5	30.7	24.4	20.4	10.8
1.70V/cell	379.9	298.8	257.5	223.2	177.6	140.5	118.0	73.9	55.3	44.0	36.6	31.7	25.1	20.9	11.1
1.67V/cell	407.8	321.6	277.6	240.0	188.0	146.7	123.0	76.8	57.1	45.3	37.6	32.4	25.5	21.2	11.3
1.60V/cell	444.0	344.4	294.4	252.0	196.4	153.1	128.2	79.7	58.4	46.3	38.4	33.0	25.9	21.4	11.3

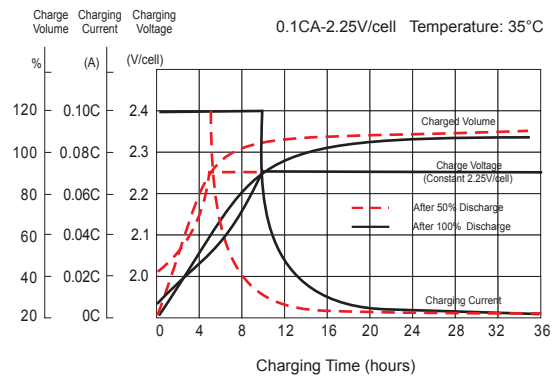
Constant Power Discharge (Watts/cell) at 35°C

F.V/Time	5min	10min	15min	20min	30min	45min	1h	2h	3h	4h	5h	6h	8h	10h	20h
1.85V/cell	435.8	372.5	342.2	309.3	261.4	215.3	182.2	121.4	94.0	76.2	64.5	56.4	45.2	38.0	20.2
1.80V/cell	521.7	429.4	384.9	344.4	285.9	232.3	196.4	128.9	98.3	79.2	66.9	58.3	47.0	39.7	21.1
1.75V/cell	599.1	486.0	429.3	381.8	310.8	251.7	213.6	135.7	102.8	82.8	69.4	60.2	48.2	40.5	21.5
1.70V/cell	674.3	537.5	469.7	411.7	331.3	265.0	224.8	141.9	106.9	85.4	71.3	62.0	49.5	41.4	22.0
1.67V/cell	710.8	569.9	500.0	438.0	348.1	275.0	233.0	146.8	109.9	87.5	73.0	63.3	50.1	42.0	22.3
1.60V/cell	757.9	598.4	521.4	454.6	360.0	284.3	241.2	151.4	111.9	89.0	74.2	64.3	50.8	42.4	22.4

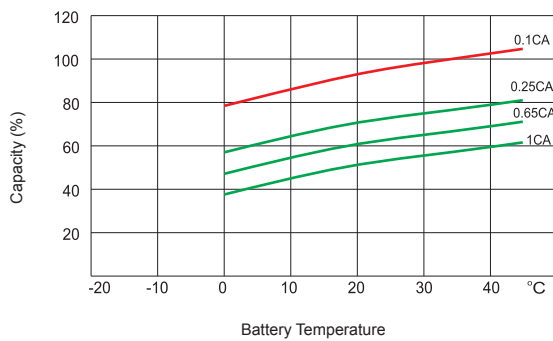
Discharge Characteristics



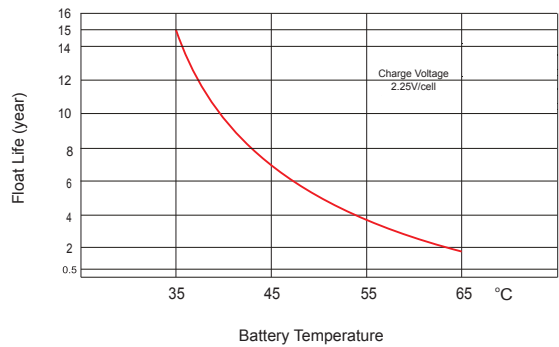
Float Charging Characteristics



Temperature Effects in Relation to Battery Capacity



Effect of Temperature on Long Term Float Life



Cycle Service Life in Relation to Depth of Discharge

