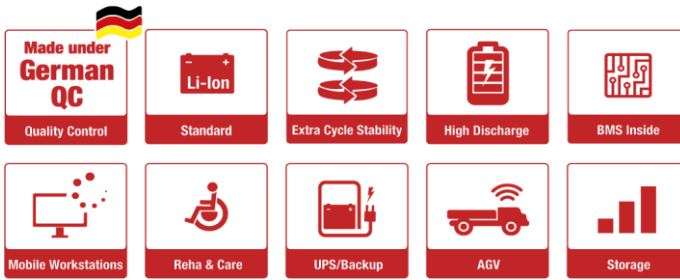


Lithium Iron Phosphate (LiFePO₄)

LiBrick S48-20 CAN



Main Applications

- + Mobile Workstations
- + Reha & Care
- + UPS/Backup
- + AGV
- + Storage
- + Medical Devices
- + Emergency Lights



Electrical Parameter	
Cell type	26650
Technology	Lithium Iron Phosphate (LFP)
Configuration	15S5P
Nominal voltage	48 V
Rated capacity	20 Ah
Rated energy	960 Wh
Internal resistance	80 mΩ
Interconnectable (serial)	*
Interconnectable (parallel)	4
Temperature range transport	-20 - 60 °C

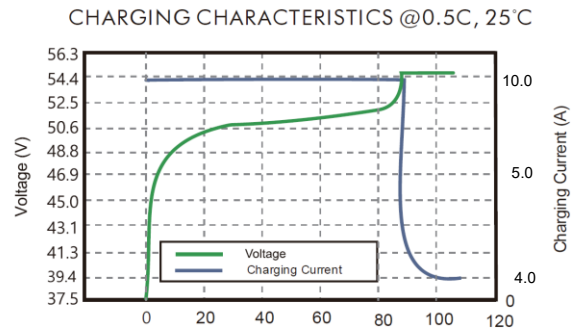
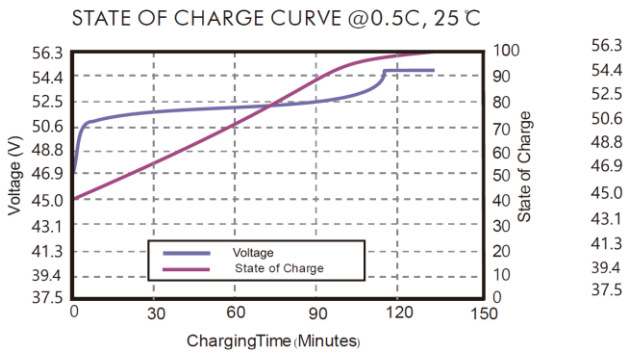
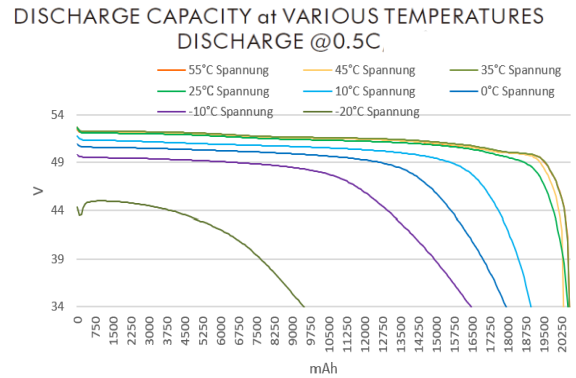
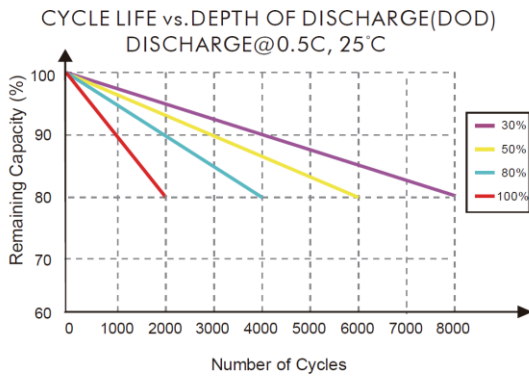
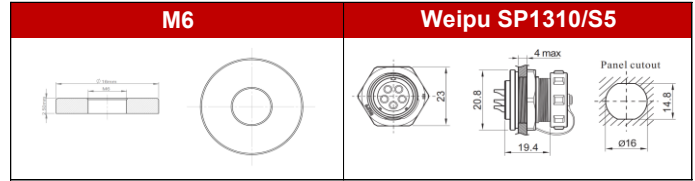
Mechanical Parameter	
Length (±2mm)	260 mm
Width (±2mm)	168 mm
Height (±2mm + 15-65mm Weipu)	210 mm
Weight	8400 g
Volumetric energy density	104,7 Wh/l
Gravimetric energy density	114,3 Wh/kg
Housing	ABS; V0 - UL94
Protection level	(not certified) IP56
Special features	designed for highest safety
Life span* >	10 Years

Charge Parameter	
Charging method	CC-CV
Recommended charge current	10 A
Maximum charge current	15 A
End of charge voltage	52,5 V
Temperature range charge	0 - 45 °C
Temperature range storage	0 - 40 °C
Humidity range	5-85% %RH
Recuperation	/ A
Cycle life* at 80% DOD	4000

Discharge Parameter	
Constant discharge current	20 A
Peak discharge current	60 A
Duration of peak discharge	1 s
End of discharge voltage	40 V
Temperature range discharge	-20 - 60 °C
Discharge current @ < -20°C	0.5 A
Discharge current @ -15°C	4 A
Discharge current @ > 0°C	10 A
Capacity drop at low temp.	80% (-10°C/0,2C) 50% (-20°C/0,2C)

BMS Parameter		
Short circuit protection	10-500	μS
Over current protection	60±3%	A
Over current protection	1000±500	ms
Deep discharge protection cell	2.2±0.1	V
Deep discharge protection	1000±500	ms
Over voltage protection cell	3,75±0,05	V
Over voltage protection	1000±500	ms
Over temp. protection >	70 (68 Alarm)	°C
Balancing start voltage >	3.2±0.05	V
Board consumption (sleep)	800	μA

Interconnector / Interfaces	
Charge	M6
Discharge	M6
Data	RS485 over Weipu SP1310/S5
Communication	CAN Bus
Communication protocol	A, Rev. 1



Suitable Accessories

Compliance	
UN38.3	Yes
RoHS	Yes
REACH	Yes
CE	Yes
UL1642	Cell
IEC 62133-2:2017	Ready
UL2054	Ready

*Serial connection is not recommended, as differences in capacity or state of charge, for example, can affect the performance and safety of the entire system. If a serial connection is required, ensure that the batteries used are identical (same capacity, voltage, and from the same batch) and synchronized (same state of charge and internal resistance). Use a suitable charging and management system that monitors the entire connection.

**Values are approximations only. Cycle life and design life significantly depend on usage patterns and ambient conditions.

All information and data in this document or otherwise made available are subject to change. The recipient is responsible for checking and verifying the extent to which the information contained is applicable. At the time of publication, all information given herein is believed to be accurate and reliable, but it is presented without guarantee, warranty, or responsibility of any kind, expressed or implied.

The information is intended for use only by partners who have the requisite experience and capability to determine the correct products for their application. Any technical advice inferred from this information or otherwise provided by Battery-Kutter with reference to the use of products provided is given without regard, and Battery-Kutter assumes no obligation or liability for the advice given or results obtained. Specifications subject to change without notice. This data sheet becomes invalid upon the release of a new version.